

(TBPT) - EUX/202509

2024/08/15 19:00:44

Price
454.9627 GBP

Difference  1.37% (6.16)

General attributes

Symbol	TBPTU25
Exchange	Eurex
Currency	GBP
Security type	Future
Underlying	BP PLC
Maturity	09-2025
Contract size	100

Market data

Bid (Bid size)	- GBP (-)
Ask (Ask size)	- GBP (-)
Open	454.9627 GBP
High	454.9627 GBP
Low	454.9627 GBP
Close (prev. day)	448.8018 GBP
Underlying	BP PLC
Underlying price (date)	437.719 (24/08/16)
Settlement price (date)	454.96 (24/08/15)
Open Interest	0

Performance and Risk

	6m	1Y	3Y
Perf (%)	-	-	-
Perf (abs.)	-	-	-
Beta	-	-	-
Volatility	-	-	-

Futures and Options

Related Futures	-
Related Options	-










Information about previous performance does not guarantee future performance.
 Source: FactSet

Price data

Ø price 5 days Ø volume 5 days (pcs.)	449.9692 GBP (0)
Ø price 30 days Ø volume 30 days (pcs.)	457.6138 GBP (0)
Ø price 100 days Ø volume 100 days (pcs.)	- GBP (-)
Ø price 250 days Ø volume 250 days (pcs.)	- GBP (-)
YTD High date	- GBP (-)
YTD Low date	- GBP (-)
52 Weeks High date	- GBP (-)
52 Weeks Low date	- GBP (-)

Recent Research

on underlying		on sector	
Date		Headline	Download
2024/08/12		Global Equity Ratings	
2024/07/24		Global Equity Ratings	
2024/07/12		Global Equity Ratings	
2024/06/21		Global Equity Ratings	
2024/06/14		Global Equity Ratings	