

(TBPT) - EUX/202606

2024/10/18 19:24:04

Price
407.8206 GBP

Difference  -0.14% (-0.56)

General attributes

Symbol	TBPTM26
Exchange	Eurex
Currency	GBP
Security type	Future
Underlying	BP PLC
Maturity	06-2026
Contract size	100

Market data

Bid (Bid size)	- GBP (-)
Ask (Ask size)	- GBP (-)
Open	407.8206 GBP
High	407.8206 GBP
Low	407.8206 GBP
Close (prev. day)	408.3794 GBP
Underlying	BP PLC
Underlying price (date)	399.60 (24/10/18)
Settlement price (date)	407.82 (24/10/18)
Open Interest	0

Performance and Risk

	6m	1Y	3Y
Perf (%)	-	-	-
Perf (abs.)	-	-	-
Beta	-	-	-
Volatility	-	-	-

Futures and Options

Related Futures	-
Related Options	-











5Y

Information about previous performance does not guarantee future performance.
 Source: FactSet

Price data

Ø price 5 days Ø volume 5 days (pcs.)	407.7104 GBP (0)
Ø price 30 days Ø volume 30 days (pcs.)	414.0914 GBP (0)
Ø price 100 days Ø volume 100 days (pcs.)	- GBP (-)
Ø price 250 days Ø volume 250 days (pcs.)	- GBP (-)
YTD High date	- GBP (-)
YTD Low date	- GBP (-)
52 Weeks High date	- GBP (-)
52 Weeks Low date	- GBP (-)

Recent Research

on underlying		on sector	
Date		Headline	Download
2024/09/27		Global Equity Ratings	
2024/09/11		Global Equity Ratings	
2024/09/05		Global Equity Ratings	
2024/08/12		Global Equity Ratings	
2024/07/24		Global Equity Ratings	