

## (TBPT) - EUX/202606

2024/07/16 19:01:37

Price  
**455.0941** GBP

Difference  -0.63% (-2.88)

## General attributes

Symbol	TBPTM26
Exchange	Eurex
Currency	GBP
Security type	Future
Underlying	BP PLC
Maturity	06-2026
Contract size	100

## Market data

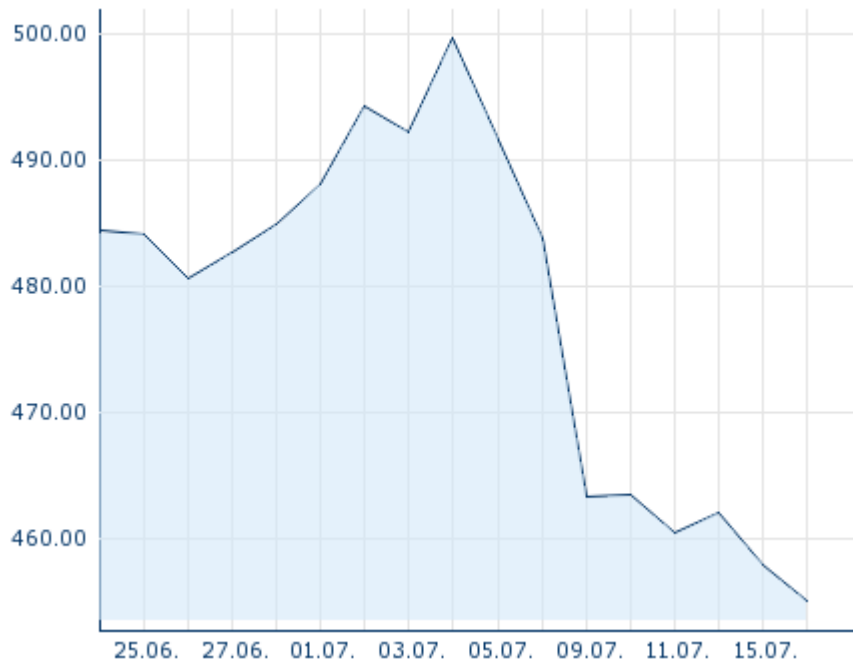
Bid (Bid size)	- GBP (-)
Ask (Ask size)	- GBP (-)
Open	455.0941 GBP
High	455.0941 GBP
Low	455.0941 GBP
Close (prev. day)	457.9781 GBP
Underlying	BP PLC
Underlying price (date)	447.90 (24/07/17)
Settlement price (date)	455.09 (24/07/16)
Open Interest	0

## Performance and Risk

	6m	1Y	3Y
Perf (%)	-	-	-
Perf (abs.)	-	-	-
Beta	-	-	-
Volatility	-	-	-

## Futures and Options

Related Futures	-
Related Options	-











5Y

Information about previous performance does not guarantee future performance.  
 Source: FactSet

## Price data

Ø price 5 days   Ø volume 5 days (pcs.)	459.8038 GBP (0)
Ø price 30 days   Ø volume 30 days (pcs.)	- GBP (-)
Ø price 100 days   Ø volume 100 days (pcs.)	- GBP (-)
Ø price 250 days   Ø volume 250 days (pcs.)	- GBP (-)
YTD High   date	- GBP (-)
YTD Low   date	- GBP (-)
52 Weeks High   date	- GBP (-)
52 Weeks Low   date	- GBP (-)

## Recent Research

on underlying		on sector	
Date		Headline	Download
2024/07/12		Global Equity Ratings	
2024/06/21		Global Equity Ratings	
2024/06/14		Global Equity Ratings	
2024/05/29		Global Equity Ratings	
2024/04/26		Global Equity Ratings	