

# NVIDIA CORP. FUTURE (NVDF) - EUX/202507

2024/10/18 19:07:21

**Price**  
**142.7289** USD

**Difference**  **-1.34% (-1.94)**

### General attributes

Symbol	NVDFN25
Exchange	Eurex
Currency	USD
Security type	Future
Underlying	NVIDIA CORP.
Maturity	07-2025
Contract size	100

### Market data

Bid (Bid size)	- USD (-)
Ask (Ask size)	- USD (-)
Open	142.7289 USD
High	142.7289 USD
Low	142.7289 USD
Close (prev. day)	144.6654 USD
Underlying	NVIDIA CORP.
Underlying price (date)	138.00 (24/10/18)
Settlement price (date)	142.73 (24/10/18)
Open Interest	0

### Performance and Risk

	6m	1Y	3Y
Perf (%)	-	-	-
Perf (abs.)	-	-	-
Beta	-	-	-
Volatility	-	-	-

### Futures and Options

Related Futures	-
Related Options	-












Information about previous performance does not guarantee future performance.  
Source: FactSet

### Price data

Ø price 5 days   Ø volume 5 days (pcs.)	140.7351 USD (0)
Ø price 30 days   Ø volume 30 days (pcs.)	127.5144 USD (0)
Ø price 100 days   Ø volume 100 days (pcs.)	- USD (-)
Ø price 250 days   Ø volume 250 days (pcs.)	- USD (-)
YTD High   date	- USD (-)
YTD Low   date	- USD (-)
52 Weeks High   date	- USD (-)
52 Weeks Low   date	- USD (-)

### Recent Research

on underlying	on sector	on market	
Date		Headline	Download
2024/09/27		Global Equity Ratings	
2024/09/11		Global Equity Ratings	
2024/09/05		Global Equity Ratings	
2024/08/12		Global Equity Ratings	
2024/07/24		Global Equity Ratings	