

# (TAZN) - EUX/202509

2024/07/26 18:44:34

Price  
**12,033.4243** GBP

Difference  1.02% (122.07)

### General attributes

Symbol	TAZNU25
Exchange	Eurex
Currency	GBP
Security type	Future
Underlying	ASTRAZENECA PLC
Maturity	09-2025
Contract size	100

### Market data

Bid (Bid size)	- GBP (-)
Ask (Ask size)	- GBP (-)
Open	12,033.4243 GBP
High	12,033.4243 GBP
Low	12,033.4243 GBP
Close (prev. day)	11,911.3498 GBP
Underlying	ASTRAZENECA PLC
Underlying price (date)	12,180.00 (24/07/26)
Settlement price (date)	12,033.42 (24/07/26)
Open Interest	0

### Performance and Risk

	6m	1Y	3Y
Perf (%)	-	-	-
Perf (abs.)	-	-	-
Beta	-	-	-
Volatility	-	-	-

### Futures and Options

Related Futures	-
Related Options	-

5Y












Information about previous performance does not guarantee future performance.  
Source: FactSet

### Price data

Ø price 5 days   Ø volume 5 days (pcs.)	12,038.1252 GBP (0)
Ø price 30 days   Ø volume 30 days (pcs.)	- GBP (-)
Ø price 100 days   Ø volume 100 days (pcs.)	- GBP (-)
Ø price 250 days   Ø volume 250 days (pcs.)	- GBP (-)
YTD High   date	- GBP (-)
YTD Low   date	- GBP (-)
52 Weeks High   date	- GBP (-)
52 Weeks Low   date	- GBP (-)

### Recent Research

on sector			
Date		Headline	Download
2024/07/24		Global Equity Ratings	
2024/07/12		Global Equity Ratings	
2024/06/21		Global Equity Ratings	
2024/06/14		Global Equity Ratings	
2024/05/29		Global Equity Ratings	