

VOLKSWAGEN AG FUTURE (TVO3) - EUX/202606

2024/07/05 19:26:44

Price
145.1791 EURDifference  -0.46% (-0.67)

General attributes

| | |
|---------------|------------------|
| Symbol | TVO3M26 |
| Exchange | Eurex |
| Currency | EUR |
| Security type | Future |
| Underlying | VOLKSWAGEN AG VZ |
| Maturity | 06-2026 |
| Contract size | 100 |

Market data

| | |
|-------------------------|-------------------|
| Bid (Bid size) | - EUR (-) |
| Ask (Ask size) | - EUR (-) |
| Open | 145.1791 EUR |
| High | 145.1791 EUR |
| Low | 145.1791 EUR |
| Close (prev. day) | 145.8446 EUR |
| Underlying | VOLKSWAGEN AG VZ |
| Underlying price (date) | 107.20 (24/07/08) |
| Settlement price (date) | 145.18 (24/07/05) |
| Open Interest | 0 |

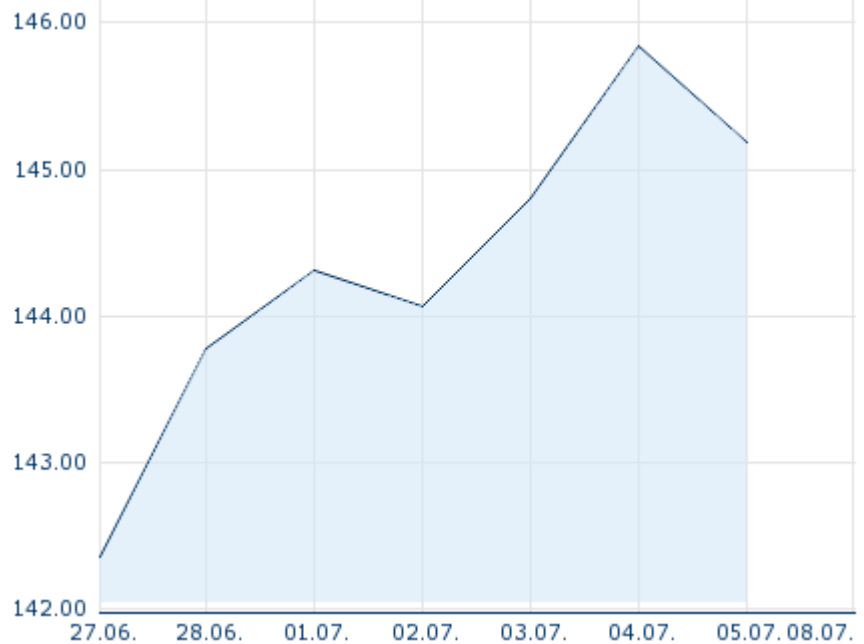
Performance and Risk

| | 6m | 1Y | 3Y |
|-------------|----|----|----|
| Perf (%) | - | - | - |
| Perf (abs.) | - | - | - |
| Beta | - | - | - |
| Volatility | - | - | - |

Futures and Options

| | |
|-----------------|---|
| Related Futures | - |
| Related Options | - |

5Y























Information about previous performance does not guarantee future performance.
Source: FactSet

Price data

| | |
|---|------------------|
| Ø price 5 days Ø volume 5 days (pcs.) | 144.8418 EUR (0) |
| Ø price 30 days Ø volume 30 days (pcs.) | - EUR (-) |
| Ø price 100 days Ø volume 100 days (pcs.) | - EUR (-) |
| Ø price 250 days Ø volume 250 days (pcs.) | - EUR (-) |
| YTD High date | - EUR (-) |
| YTD Low date | - EUR (-) |
| 52 Weeks High date | - EUR (-) |
| 52 Weeks Low date | - EUR (-) |

Recent Research

| on underlying | | on sector | | on market | |
|---------------|---|---|---|-----------------------|---|
| Date | | | | Headline | Download |
| 2024/06/21 |  |  |  | Global Equity Ratings |  |
| 2024/06/14 |  |  |  | Global Equity Ratings |  |
| 2024/05/29 |  |  |  | Global Equity Ratings |  |
| 2024/04/26 |  |  |  | Global Equity Ratings |  |
| 2024/04/03 |  |  |  | Global Equity Ratings |  |