

UCB S.A. FUTURE (TUNC) - EUX/202509

2024/08/15 19:01:11

Price
154.7357 EURDifference  1.76% (2.67)

General attributes

Symbol	TUNCU25
Exchange	Eurex
Currency	EUR
Security type	Future
Underlying	UCB S.A.
Maturity	09-2025
Contract size	100

Market data

Bid (Bid size)	- EUR (-)
Ask (Ask size)	- EUR (-)
Open	154.7357 EUR
High	154.7357 EUR
Low	154.7357 EUR
Close (prev. day)	152.063 EUR
Underlying	UCB S.A.
Underlying price (date)	153.55 (24/08/16)
Settlement price (date)	154.74 (24/08/15)
Open Interest	0

Performance and Risk

	6m	1Y	3Y
Perf (%)	-	-	-
Perf (abs.)	-	-	-
Beta	-	-	-
Volatility	-	-	-

Futures and Options

Related Futures	-
Related Options	-












Information about previous performance does not guarantee future performance.
Source: FactSet

Price data

Ø price 5 days Ø volume 5 days (pcs.)	155.3388 EUR (0)
Ø price 30 days Ø volume 30 days (pcs.)	150.5054 EUR (0)
Ø price 100 days Ø volume 100 days (pcs.)	- EUR (-)
Ø price 250 days Ø volume 250 days (pcs.)	- EUR (-)
YTD High date	- EUR (-)
YTD Low date	- EUR (-)
52 Weeks High date	- EUR (-)
52 Weeks Low date	- EUR (-)

Recent Research

on sector		on market	
Date		Headline	Download
2024/08/12		Global Equity Ratings	
2024/07/24		Global Equity Ratings	
2024/07/12		Global Equity Ratings	
2024/06/21		Global Equity Ratings	
2024/06/14		Global Equity Ratings	