

# ATX AUSTRIAN TRADED INDEX FUTURE (FATX) - EUX/202503

2024/07/17 18:42:07

Price  
**3,743.00** EUR

Difference  -0.13% (-5.00)

### General attributes

|               |                           |
|---------------|---------------------------|
| Symbol        | FATXH25                   |
| Exchange      | Eurex                     |
| Currency      | EUR                       |
| Security type | Future                    |
| Underlying    | ATX AUSTRIAN TRADED INDEX |
| Maturity      | 03-2025                   |
| Contract size | 1                         |

### Market data

|                         |                           |
|-------------------------|---------------------------|
| Bid (Bid size)          | - EUR (-)                 |
| Ask (Ask size)          | - EUR (-)                 |
| Open                    | 3,743.00 EUR              |
| High                    | 3,743.00 EUR              |
| Low                     | 3,743.00 EUR              |
| Close (prev. day)       | 3,748.00 EUR              |
| Underlying              | ATX AUSTRIAN TRADED INDEX |
| Underlying price (date) | 3,674.86 (24/07/17)       |
| Settlement price (date) | 3,743.00 (24/07/17)       |
| Open Interest           | 0                         |

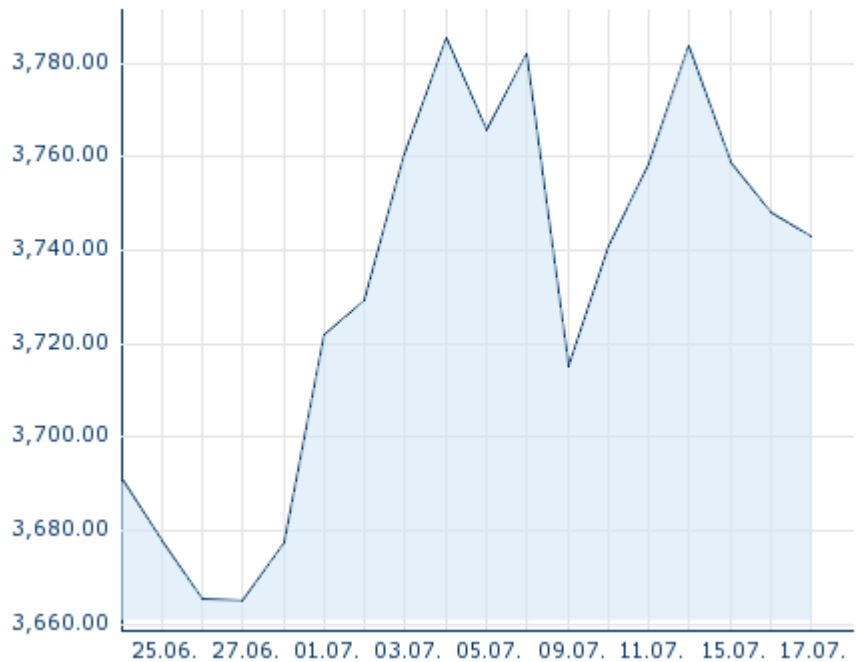
### Performance and Risk

|             | 6m | 1Y | 3Y |
|-------------|----|----|----|
| Perf (%)    | -  | -  | -  |
| Perf (abs.) | -  | -  | -  |
| Beta        | -  | -  | -  |
| Volatility  | -  | -  | -  |

### Futures and Options

|                 |   |
|-----------------|---|
| Related Futures | - |
| Related Options | - |

5Y













Information about previous performance does not guarantee future performance.  
Source: FactSet

### Price data

|   |                  |
|---|------------------|
| Ø price 5 days   Ø volume 5 days (pcs.)     | 3,758.50 EUR (0) |
| Ø price 30 days   Ø volume 30 days (pcs.)   | - EUR (-)        |
| Ø price 100 days   Ø volume 100 days (pcs.) | - EUR (-)        |
| Ø price 250 days   Ø volume 250 days (pcs.) | - EUR (-)        |
| YTD High   date                             | - EUR (-)        |
| YTD Low   date                              | - EUR (-)        |
| 52 Weeks High   date                        | - EUR (-)        |
| 52 Weeks Low   date                         | - EUR (-)        |

### Recent Research

| on market  |  |   |
|------------|--|---|
| Date       | Headline   | Download  |
| 2024/07/17 |  Credit Markets Weekly  |  |
| 2024/07/15 |  CSSD market 1H 2024: Schuldschein market gives way to bond market once again |  |
| 2024/07/15 |  Bausparkasse Wuestenrot AG   |  |
| 2024/07/12 |  Week Ahead   |  |
| 2024/07/10 |  Credit Markets Weekly  |  |