

OCI N.V. FUTURE (OICG) - EUX/202507

2024/09/18 18:41:11

Price
26.4835 EUR

Difference  -1.31% (-0.35)

General attributes

Symbol	OICGN25
Exchange	Eurex
Currency	EUR
Security type	Future
Underlying	OCI N.V.
Maturity	07-2025
Contract size	100

Market data

Bid (Bid size)	- EUR (-)
Ask (Ask size)	- EUR (-)
Open	26.4835 EUR
High	26.4835 EUR
Low	26.4835 EUR
Close (prev. day)	26.8354 EUR
Underlying	OCI N.V.
Underlying price (date)	26.33 (24/09/18)
Settlement price (date)	26.48 (24/09/18)
Open Interest	0

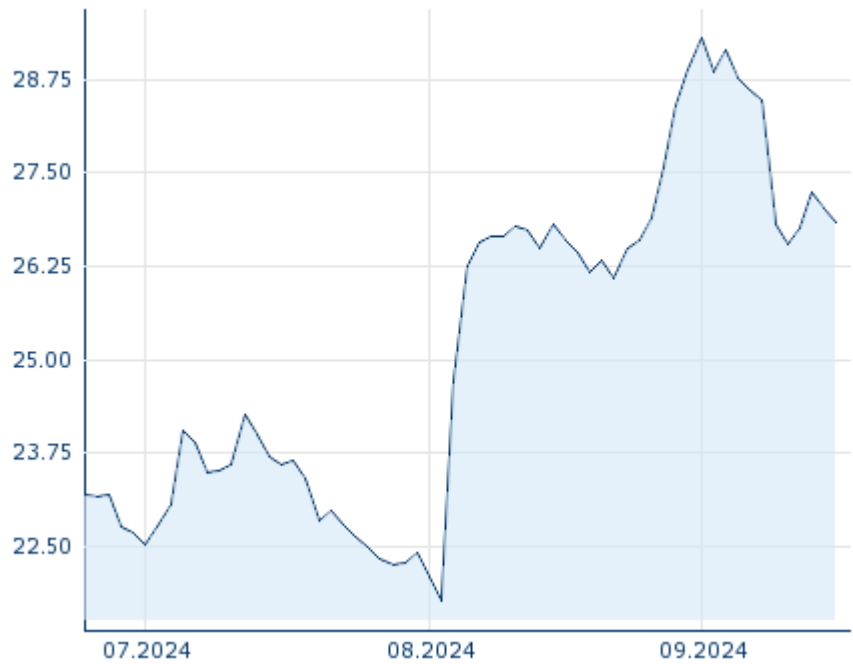
Performance and Risk

	6m	1Y	3Y
Perf (%)	-	-	-
Perf (abs.)	-	-	-
Beta	-	-	-
Volatility	-	-	-

Futures and Options

Related Futures	-
Related Options	-

5Y












Information about previous performance does not guarantee future performance.
Source: FactSet

Price data

Ø price 5 days Ø volume 5 days (pcs.)	26.8852 EUR (0)
Ø price 30 days Ø volume 30 days (pcs.)	27.2548 EUR (0)
Ø price 100 days Ø volume 100 days (pcs.)	- EUR (-)
Ø price 250 days Ø volume 250 days (pcs.)	- EUR (-)
YTD High date	- EUR (-)
YTD Low date	- EUR (-)
52 Weeks High date	- EUR (-)
52 Weeks Low date	- EUR (-)

Recent Research

on sector		on market	
Date		Headline	Download
2024/09/11		Global Equity Ratings	
2024/09/05		Global Equity Ratings	
2024/08/12		Global Equity Ratings	
2024/07/24		Global Equity Ratings	
2024/07/12		Global Equity Ratings	