

# AMADEUS IT GROUP S.A. FUTURE (AI3F) - EUX/202507

2024/08/07 18:42:57

Price  
**57.5674** EUR

Difference  1.97% (1.11)

### General attributes

Symbol	AI3FN25
Exchange	Eurex
Currency	EUR
Security type	Future
Underlying	AMADEUS IT GROUP SA
Maturity	07-2025
Contract size	100

### Market data

Bid (Bid size)	- EUR (-)
Ask (Ask size)	- EUR (-)
Open	57.5674 EUR
High	57.5674 EUR
Low	57.5674 EUR
Close (prev. day)	56.4567 EUR
Underlying	AMADEUS IT GROUP SA
Underlying price (date)	56.72 (24/08/07)
Settlement price (date)	57.57 (24/08/07)
Open Interest	0

### Performance and Risk

	6m	1Y	3Y
Perf (%)	-	-	-
Perf (abs.)	-	-	-
Beta	-	-	-
Volatility	-	-	-

### Futures and Options

Related Futures	-
Related Options	-












Information about previous performance does not guarantee future performance.  
Source: FactSet

### Price data

Ø price 5 days   Ø volume 5 days (pcs.)	58.4851 EUR (0)
Ø price 30 days   Ø volume 30 days (pcs.)	62.4160 EUR (0)
Ø price 100 days   Ø volume 100 days (pcs.)	- EUR (-)
Ø price 250 days   Ø volume 250 days (pcs.)	- EUR (-)
YTD High   date	- EUR (-)
YTD Low   date	- EUR (-)
52 Weeks High   date	- EUR (-)
52 Weeks Low   date	- EUR (-)

### Recent Research

on underlying	on sector	on market	
Date		Headline	Download
2023/10/27		Global Equity Ratings	
2023/09/29		Global Equity Ratings	
2023/09/08		Global Equity Ratings	
2023/08/22		Global Equity Ratings	
2023/08/17		Global Equity Ratings	