

# ACCIONA S.A. FUTURE (ANAG) - EUX/202507

2024/09/02 18:39:41

Price  
**123.4148** EUR

Difference  1.42% (1.72)

### General attributes

|               |                 |
|---------------|-----------------|
| Symbol        | ANAGN25         |
| Exchange      | Eurex           |
| Currency      | EUR             |
| Security type | Future          |
| Underlying    | ACCIONA SA EUR1 |
| Maturity      | 07-2025         |
| Contract size | 100             |

### Market data

|                         |                   |
|-------------------------|-------------------|
| Bid (Bid size)          | - EUR (-)         |
| Ask (Ask size)          | - EUR (-)         |
| Open                    | 123.4148 EUR      |
| High                    | 123.4148 EUR      |
| Low                     | 123.4148 EUR      |
| Close (prev. day)       | 121.6918 EUR      |
| Underlying              | ACCIONA SA EUR1   |
| Underlying price (date) | 124.00 (24/09/02) |
| Settlement price (date) | 123.41 (24/09/02) |
| Open Interest           | 0                 |

### Performance and Risk

|             | 6m | 1Y | 3Y |
|-------------|----|----|----|
| Perf (%)    | -  | -  | -  |
| Perf (abs.) | -  | -  | -  |
| Beta        | -  | -  | -  |
| Volatility  | -  | -  | -  |

### Futures and Options

|                 |   |
|-----------------|---|
| Related Futures | - |
| Related Options | - |

5Y












Information about previous performance does not guarantee future performance.  
Source: FactSet

### Price data

|   |                  |
|---|------------------|
| Ø price 5 days   Ø volume 5 days (pcs.)     | 122.5667 EUR (0) |
| Ø price 30 days   Ø volume 30 days (pcs.)   | 118.5303 EUR (0) |
| Ø price 100 days   Ø volume 100 days (pcs.) | - EUR (-)        |
| Ø price 250 days   Ø volume 250 days (pcs.) | - EUR (-)        |
| YTD High   date                             | - EUR (-)        |
| YTD Low   date                              | - EUR (-)        |
| 52 Weeks High   date                        | - EUR (-)        |
| 52 Weeks Low   date                         | - EUR (-)        |

### Recent Research

| on sector  |   | on market             |   |
|------------|---|-----------------------|---|
| Date       |   | Headline              | Download  |
| 2024/08/12 |  | Global Equity Ratings |  |
| 2024/07/24 |  | Global Equity Ratings |  |
| 2024/07/12 |  | Global Equity Ratings |  |
| 2024/06/21 |  | Global Equity Ratings |  |
| 2024/06/14 |  | Global Equity Ratings |  |