

PARTNERS GROUP HOLDING AG FUTURE (PGHF) - EUX/202507

2024/08/07 18:43:26

Price
1,096.705 CHFDifference  3.45% (36.57)

General attributes

| | |
|---------------|---------------------------|
| Symbol | PGHFN25 |
| Exchange | Eurex |
| Currency | CHF |
| Security type | Future |
| Underlying | PARTNERS GROUP HOLDING AG |
| Maturity | 07-2025 |
| Contract size | 100 |

Market data

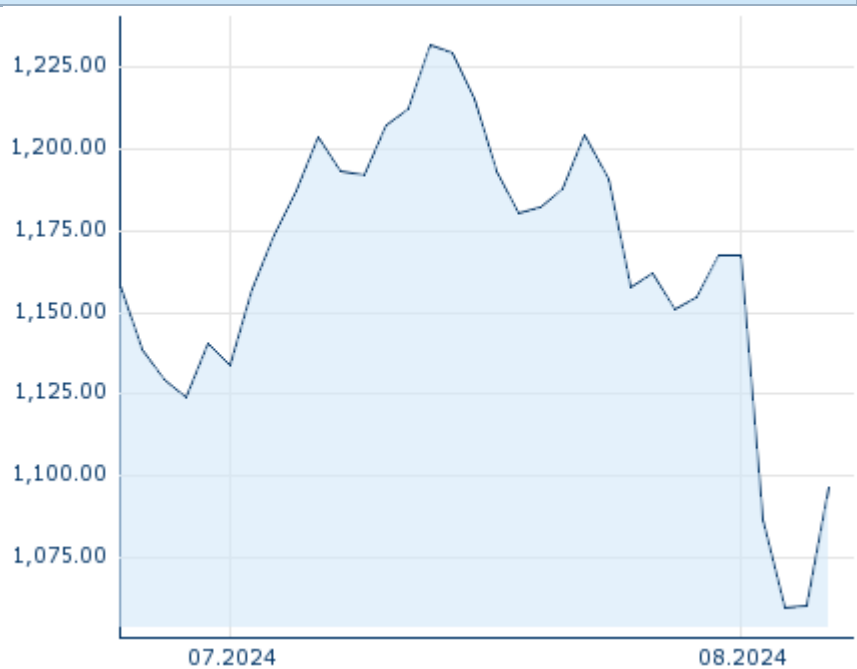
| | |
|-------------------------|---------------------------|
| Bid (Bid size) | - CHF (-) |
| Ask (Ask size) | - CHF (-) |
| Open | 1,096.705 CHF |
| High | 1,096.705 CHF |
| Low | 1,096.705 CHF |
| Close (prev. day) | 1,060.135 CHF |
| Underlying | PARTNERS GROUP HOLDING AG |
| Underlying price (date) | 1,115.50 (24/08/07) |
| Settlement price (date) | 1,096.71 (24/08/07) |
| Open Interest | 0 |

Performance and Risk

| | 6m | 1Y | 3Y |
|-------------|----|----|----|
| Perf (%) | - | - | - |
| Perf (abs.) | - | - | - |
| Beta | - | - | - |
| Volatility | - | - | - |

Futures and Options

| | |
|-----------------|---|
| Related Futures | - |
| Related Options | - |











5Y

Information about previous performance does not guarantee future performance.
Source: FactSet

Price data

| | |
|---|-------------------|
| Ø price 5 days Ø volume 5 days (pcs.) | 1,108.380 CHF (0) |
| Ø price 30 days Ø volume 30 days (pcs.) | 1,167.977 CHF (0) |
| Ø price 100 days Ø volume 100 days (pcs.) | - CHF (-) |
| Ø price 250 days Ø volume 250 days (pcs.) | - CHF (-) |
| YTD High date | - CHF (-) |
| YTD Low date | - CHF (-) |
| 52 Weeks High date | - CHF (-) |
| 52 Weeks Low date | - CHF (-) |

Recent Research

| on underlying | on sector | on market | |
|---------------|---|-----------------------|---|
| Date | | Headline | Download |
| 2022/12/19 |  | Global Equity Ratings |  |
| 2022/11/28 |  | Global Equity Ratings |  |
| 2022/11/18 |  | Global Equity Ratings |  |
| 2022/10/31 |  | Global Equity Ratings |  |
| 2022/10/05 |  | Global Equity Ratings |  |