

# JCDECAUX S.A. FUTURE (DCSG) - EUX/202507

2024/07/16 18:50:08

Price  
**20.9419** EUR

Difference  1.30% (0.27)

### General attributes

Symbol	DCSGN25
Exchange	Eurex
Currency	EUR
Security type	Future
Underlying	JCDECAUX SA
Maturity	07-2025
Contract size	100

### Market data

Bid (Bid size)	- EUR (-)
Ask (Ask size)	- EUR (-)
Open	20.9419 EUR
High	20.9419 EUR
Low	20.9419 EUR
Close (prev. day)	20.6737 EUR
Underlying	JCDECAUX SA
Underlying price (date)	20.36 (24/07/16)
Settlement price (date)	20.94 (24/07/16)
Open Interest	0

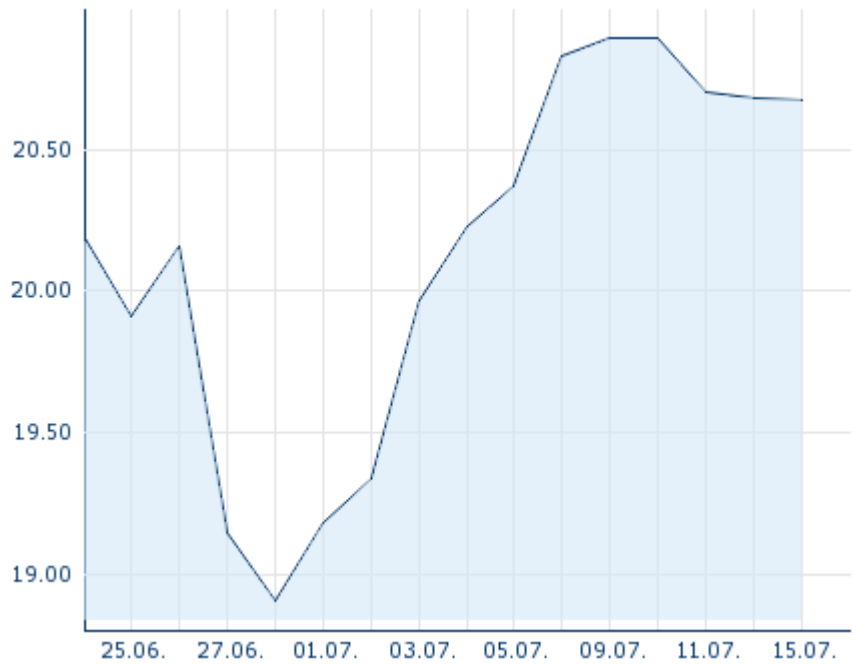
### Performance and Risk

	6m	1Y	3Y
Perf (%)	-	-	-
Perf (abs.)	-	-	-
Beta	-	-	-
Volatility	-	-	-

### Futures and Options

Related Futures	-
Related Options	-

5Y








Information about previous performance does not guarantee future performance.  
Source: FactSet

### Price data

Ø price 5 days   Ø volume 5 days (pcs.)	20.7680 EUR (0)
Ø price 30 days   Ø volume 30 days (pcs.)	- EUR (-)
Ø price 100 days   Ø volume 100 days (pcs.)	- EUR (-)
Ø price 250 days   Ø volume 250 days (pcs.)	- EUR (-)
YTD High   date	- EUR (-)
YTD Low   date	- EUR (-)
52 Weeks High   date	- EUR (-)
52 Weeks Low   date	- EUR (-)

### Recent Research

on sector	on market		
Date		Headline	Download
2024/07/12		Global Equity Ratings	
2024/06/21		Global Equity Ratings	
2024/06/14		Global Equity Ratings	
2024/05/29		Global Equity Ratings	
2024/04/26		Global Equity Ratings	