

# CTS EVENTIM AG & CO. KGAA FUTURE (EVDF) - EUX/202507

2024/09/17 18:45:53

Price  
**87.0657** EUR

Difference  -0.13% (-0.11)

### General attributes

Symbol	EVDFN25
Exchange	Eurex
Currency	EUR
Security type	Future
Underlying	CTS EVENTIM AG & CO. KGAA
Maturity	07-2025
Contract size	100

### Market data

Bid (Bid size)	- EUR (-)
Ask (Ask size)	- EUR (-)
Open	87.0657 EUR
High	87.0657 EUR
Low	87.0657 EUR
Close (prev. day)	87.1752 EUR
Underlying	CTS EVENTIM AG & CO. KGAA
Underlying price (date)	86.05 (24/09/18)
Settlement price (date)	87.07 (24/09/17)
Open Interest	0

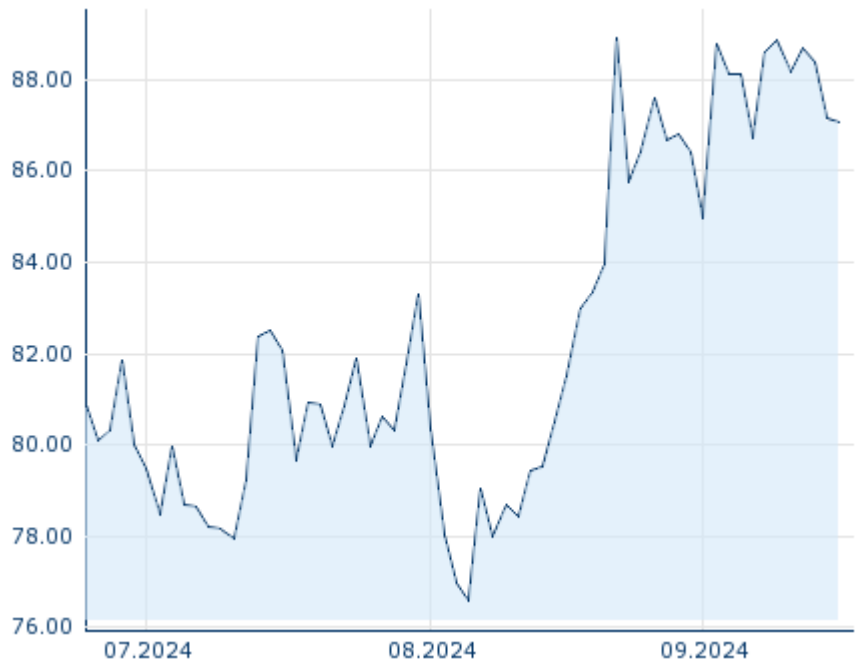
### Performance and Risk

	6m	1Y	3Y
Perf (%)	-	-	-
Perf (abs.)	-	-	-
Beta	-	-	-
Volatility	-	-	-

### Futures and Options

Related Futures	-
Related Options	-

5Y










Information about previous performance does not guarantee future performance.  
Source: FactSet

### Price data

Ø price 5 days   Ø volume 5 days (pcs.)	87.9001 EUR (0)
Ø price 30 days   Ø volume 30 days (pcs.)	84.9216 EUR (0)
Ø price 100 days   Ø volume 100 days (pcs.)	- EUR (-)
Ø price 250 days   Ø volume 250 days (pcs.)	- EUR (-)
YTD High   date	- EUR (-)
YTD Low   date	- EUR (-)
52 Weeks High   date	- EUR (-)
52 Weeks Low   date	- EUR (-)

### Recent Research

on sector		on market	
Date		Headline	Download
2024/09/11		Global Equity Ratings	
2024/09/05		Global Equity Ratings	
2024/08/12		Global Equity Ratings	
2024/07/24		Global Equity Ratings	
2024/07/12		Global Equity Ratings	