

SCHOELLER-BLECKM. OILF. EQU.AG FUTURE (SBOI) - EUX/202507

2024/07/18 18:34:33

Price
36.6359 EUR

Difference  1.43% (0.52)

General attributes

| | |
|---------------|---|
| Symbol | SBOIN25 |
| Exchange | Eurex |
| Currency | EUR |
| Security type | Future |
| Underlying | SCHOELLER-BLECKMANN OILFIELD EQUIPMENT AG |
| Maturity | 07-2025 |
| Contract size | 100 |

Market data

| | |
|-------------------------|---|
| Bid (Bid size) | - EUR (-) |
| Ask (Ask size) | - EUR (-) |
| Open | 36.6359 EUR |
| High | 36.6359 EUR |
| Low | 36.6359 EUR |
| Close (prev. day) | 36.1203 EUR |
| Underlying | SCHOELLER-BLECKMANN OILFIELD EQUIPMENT AG |
| Underlying price (date) | 36.95 (24/07/18) |
| Settlement price (date) | 36.64 (24/07/18) |
| Open Interest | 0 |

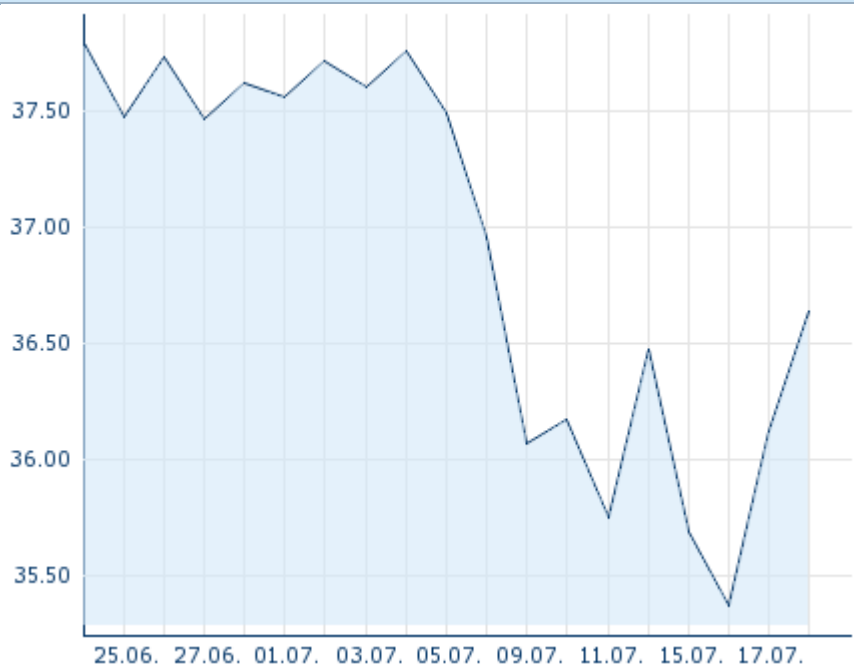
Performance and Risk

| | 6m | 1Y | 3Y |
|-------------|----|----|----|
| Perf (%) | - | - | - |
| Perf (abs.) | - | - | - |
| Beta | - | - | - |
| Volatility | - | - | - |

Futures and Options

| | |
|-----------------|---|
| Related Futures | - |
| Related Options | - |

5Y










Information about previous performance does not guarantee future performance.
Source: FactSet

Price data

| | |
|---|-----------------|
| Ø price 5 days Ø volume 5 days (pcs.) | 35.8827 EUR (0) |
| Ø price 30 days Ø volume 30 days (pcs.) | - EUR (-) |
| Ø price 100 days Ø volume 100 days (pcs.) | - EUR (-) |
| Ø price 250 days Ø volume 250 days (pcs.) | - EUR (-) |
| YTD High date | - EUR (-) |
| YTD Low date | - EUR (-) |
| 52 Weeks High date | - EUR (-) |
| 52 Weeks Low date | - EUR (-) |

Recent Research

| on sector | | on market | |
|------------|---|-----------------------|---|
| Date | | Headline | Download |
| 2024/07/12 |  | Global Equity Ratings |  |
| 2024/06/21 |  | Global Equity Ratings |  |
| 2024/06/14 |  | Global Equity Ratings |  |
| 2024/05/29 |  | Global Equity Ratings |  |
| 2024/04/26 |  | Global Equity Ratings |  |