

# COSTCO WHOLESALE CORP. FUTURE (COSF) - EUX/202507

2024/07/26 18:35:05

**Price**  
**858.7894** USD  
**Difference**  **-1.11% (-9.64)**

**General attributes**

**Symbol** COSFN25  
**Exchange** Eurex  
**Currency** USD  
**Security type** Future  
**Underlying** COSTCO WHOLESALE  
**Maturity** 07-2025  
**Contract size** 100

**Market data**

**Bid (Bid size)** - USD (-)  
**Ask (Ask size)** - USD (-)  
**Open** 858.7894 USD  
**High** 858.7894 USD  
**Low** 858.7894 USD  
**Close (prev. day)** 868.4289 USD  
**Underlying** COSTCO WHOLESALE  
**Underlying price (date)** 817.60 (24/07/26)  
**Settlement price (date)** 858.79 (24/07/26)  
**Open Interest** 0

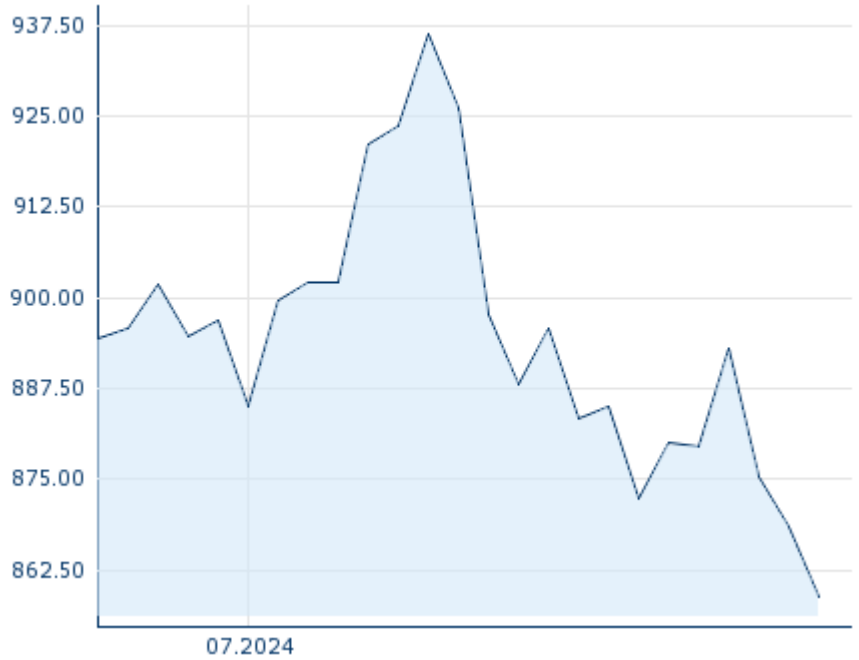
**Performance and Risk**

	6m	1Y	3Y
Perf (%)	-	-	-
Perf (abs.)	-	-	-
Beta	-	-	-
Volatility	-	-	-

**Futures and Options**

**Related Futures** -  
**Related Options** -

5Y





Information about previous performance does not guarantee future performance.  
 Source: FactSet

**Price data**

**Ø price 5 days | Ø volume 5 days (pcs.)** 875.0237 USD (0)  
**Ø price 30 days | Ø volume 30 days (pcs.)** - USD (-)  
**Ø price 100 days | Ø volume 100 days (pcs.)** - USD (-)  
**Ø price 250 days | Ø volume 250 days (pcs.)** - USD (-)  
**YTD High | date** - USD (-)  
**YTD Low | date** - USD (-)  
**52 Weeks High | date** - USD (-)  
**52 Weeks Low | date** - USD (-)

**Recent Research**

on sector		on market	
Date		Headline	Download
2024/07/24		Global Equity Ratings	
2024/07/12		Global Equity Ratings	
2024/06/21		Global Equity Ratings	
2024/06/14		Global Equity Ratings	
2024/05/29		Global Equity Ratings	