

DEERE & CO. FUTURE (DEFF) - EUX/202507

2024/08/20 18:50:31

Price
382.2264 USD

Difference  **-0.83% (-3.21)**

General attributes

Symbol	DEFFN25
Exchange	Eurex
Currency	USD
Security type	Future
Underlying	DEERE & CO
Maturity	07-2025
Contract size	100

Market data

Bid (Bid size)	- USD (-)
Ask (Ask size)	- USD (-)
Open	382.2264 USD
High	382.2264 USD
Low	382.2264 USD
Close (prev. day)	385.4322 USD
Underlying	DEERE & CO
Underlying price (date)	376.095 (24/08/21)
Settlement price (date)	382.23 (24/08/20)
Open Interest	0

Performance and Risk

	6m	1Y	3Y
Perf (%)	-	-	-
Perf (abs.)	-	-	-
Beta	-	-	-
Volatility	-	-	-

Futures and Options

Related Futures	-
Related Options	-












Information about previous performance does not guarantee future performance.
Source: FactSet

Price data

Ø price 5 days Ø volume 5 days (pcs.)	379.7893 USD (0)
Ø price 30 days Ø volume 30 days (pcs.)	377.9836 USD (0)
Ø price 100 days Ø volume 100 days (pcs.)	- USD (-)
Ø price 250 days Ø volume 250 days (pcs.)	- USD (-)
YTD High date	- USD (-)
YTD Low date	- USD (-)
52 Weeks High date	- USD (-)
52 Weeks Low date	- USD (-)

Recent Research

on underlying	on sector	on market	
Date		Headline	Download
2024/08/12		Global Equity Ratings	
2024/07/24		Global Equity Ratings	
2024/07/12		Global Equity Ratings	
2024/06/21		Global Equity Ratings	
2024/06/14		Global Equity Ratings	