

WALMART INC. FUTURE (WMTF) - EUX/202507

2024/09/16 18:47:28

Price
82.5329 USD

Difference  -0.26% (-0.21)

General attributes

Symbol	WMTFN25
Exchange	Eurex
Currency	USD
Security type	Future
Underlying	WALMART INC.
Maturity	07-2025
Contract size	100

Market data

Bid (Bid size)	- USD (-)
Ask (Ask size)	- USD (-)
Open	82.5329 USD
High	82.5329 USD
Low	82.5329 USD
Close (prev. day)	82.7461 USD
Underlying	WALMART INC.
Underlying price (date)	80.56 (24/09/16)
Settlement price (date)	82.53 (24/09/16)
Open Interest	0

Performance and Risk

	6m	1Y	3Y
Perf (%)	-	-	-
Perf (abs.)	-	-	-
Beta	-	-	-
Volatility	-	-	-

Futures and Options

Related Futures	-
Related Options	-

5Y











Information about previous performance does not guarantee future performance.
Source: FactSet

Price data

Ø price 5 days Ø volume 5 days (pcs.)	81.5872 USD (0)
Ø price 30 days Ø volume 30 days (pcs.)	76.9383 USD (0)
Ø price 100 days Ø volume 100 days (pcs.)	- USD (-)
Ø price 250 days Ø volume 250 days (pcs.)	- USD (-)
YTD High date	- USD (-)
YTD Low date	- USD (-)
52 Weeks High date	- USD (-)
52 Weeks Low date	- USD (-)

Recent Research

on underlying	on sector	on market	
Date		Headline	Download
2024/09/11		Global Equity Ratings	
2024/09/05		Global Equity Ratings	
2024/08/12		Global Equity Ratings	
2024/07/24		Global Equity Ratings	
2024/07/12		Global Equity Ratings	