

## COLGATE-PALMOLIVE CO. FUTURE (CLFF) - EUX/202507

2024/07/16 18:50:04

Price  
**99.8501** USDDifference  -0.96% (-0.97)

## General attributes

|               |                      |
|---------------|----------------------|
| Symbol        | CLFFN25              |
| Exchange      | Eurex                |
| Currency      | USD                  |
| Security type | Future               |
| Underlying    | COLGATE-PALMOLIVE CO |
| Maturity      | 07-2025              |
| Contract size | 100                  |

## Market data

|                         |                      |
|-------------------------|----------------------|
| Bid (Bid size)          | - USD (-)            |
| Ask (Ask size)          | - USD (-)            |
| Open                    | 99.8501 USD          |
| High                    | 99.8501 USD          |
| Low                     | 99.8501 USD          |
| Close (prev. day)       | 100.8207 USD         |
| Underlying              | COLGATE-PALMOLIVE CO |
| Underlying price (date) | 97.40 (24/07/16)     |
| Settlement price (date) | 99.85 (24/07/16)     |
| Open Interest           | 0                    |

## Performance and Risk

|             | 6m | 1Y | 3Y |
|-------------|----|----|----|
| Perf (%)    | -  | -  | -  |
| Perf (abs.) | -  | -  | -  |
| Beta        | -  | -  | -  |
| Volatility  | -  | -  | -  |

## Futures and Options

|                 |   |
|-----------------|---|
| Related Futures | - |
| Related Options | - |












5Y

Information about previous performance does not guarantee future performance.  
Source: FactSet

## Price data

|   |                  |
|---|------------------|
| Ø price 5 days   Ø volume 5 days (pcs.)     | 100.4094 USD (0) |
| Ø price 30 days   Ø volume 30 days (pcs.)   | - USD (-)        |
| Ø price 100 days   Ø volume 100 days (pcs.) | - USD (-)        |
| Ø price 250 days   Ø volume 250 days (pcs.) | - USD (-)        |
| YTD High   date                             | - USD (-)        |
| YTD Low   date                              | - USD (-)        |
| 52 Weeks High   date                        | - USD (-)        |
| 52 Weeks Low   date                         | - USD (-)        |

## Recent Research

| on underlying | on sector   | on market |                       |   |
|---------------|---|-----------|-----------------------|---|
| Date          |   |           | Headline              | Download  |
| 2023/10/27    |  |           | Global Equity Ratings |  |
| 2023/09/29    |  |           | Global Equity Ratings |  |
| 2023/09/08    |  |           | Global Equity Ratings |  |
| 2023/08/22    |  |           | Global Equity Ratings |  |
| 2023/08/17    |  |           | Global Equity Ratings |  |