

GOLDMAN SACHS GROUP INC. FUTURE (GOSF) - EUX/202507

2024/10/18 19:07:12

Price
539.0765 USD
Difference  **-0.55% (-2.96)**

General attributes
Symbol GOSFN25
Exchange Eurex
Currency USD
Security type Future
Underlying GOLDMAN SACHS GROUP INC
Maturity 07-2025
Contract size 100

Market data
Bid (Bid size) - USD (-)
Ask (Ask size) - USD (-)
Open 539.0765 USD
High 539.0765 USD
Low 539.0765 USD
Close (prev. day) 542.0341 USD
Underlying GOLDMAN SACHS GROUP INC
Underlying price (date) 528.50 (24/10/18)
Settlement price (date) 539.08 (24/10/18)
Open Interest 0

Performance and Risk

	6m	1Y	3Y
Perf (%)	-	-	-
Perf (abs.)	-	-	-
Beta	-	-	-
Volatility	-	-	-

Futures and Options
Related Futures -
Related Options -

5Y







Information about previous performance does not guarantee future performance.
 Source: FactSet

Price data

Ø price 5 days Ø volume 5 days (pcs.)	535.9403 USD (0)
Ø price 30 days Ø volume 30 days (pcs.)	505.6857 USD (0)
Ø price 100 days Ø volume 100 days (pcs.)	- USD (-)
Ø price 250 days Ø volume 250 days (pcs.)	- USD (-)
YTD High date	- USD (-)
YTD Low date	- USD (-)
52 Weeks High date	- USD (-)
52 Weeks Low date	- USD (-)

Recent Research

on sector		on market	
Date		Headline	Download
2024/10/18		Akciové trhy - denní zpráva	
2024/10/17		Akciové trhy - denní zpráva	
2024/10/16		Akciové trhy - denní zpráva	
2024/10/15		Akciové trhy - denní zpráva	
2024/10/14		Akciové trhy - denní zpráva	