

EXXON MOBIL CORP. FUTURE (XOMF) - EUX/202507

2024/09/16 18:47:29

Price
113.4408 USD
 Difference  -0.15% (-0.17)

General attributes	
Symbol	XOMFN25
Exchange	Eurex
Currency	USD
Security type	Future
Underlying	EXXON MOBIL CORPORATION
Maturity	07-2025
Contract size	100

Market data	
Bid (Bid size)	- USD (-)
Ask (Ask size)	- USD (-)
Open	113.4408 USD
High	113.4408 USD
Low	113.4408 USD
Close (prev. day)	113.6084 USD
Underlying	EXXON MOBIL CORPORATION
Underlying price (date)	114.2256 (24/09/17)
Settlement price (date)	113.44 (24/09/16)
Open Interest	0

Performance and Risk			
	6m	1Y	3Y
Perf (%)	-	-	-
Perf (abs.)	-	-	-
Beta	-	-	-
Volatility	-	-	-





Futures and Options	
Related Futures	-
Related Options	-



Information about previous performance does not guarantee future performance.
 Source: FactSet

Price data	
Ø price 5 days Ø volume 5 days (pcs.)	112.5543 USD (0)
Ø price 30 days Ø volume 30 days (pcs.)	116.8800 USD (0)
Ø price 100 days Ø volume 100 days (pcs.)	- USD (-)
Ø price 250 days Ø volume 250 days (pcs.)	- USD (-)
YTD High date	- USD (-)
YTD Low date	- USD (-)
52 Weeks High date	- USD (-)
52 Weeks Low date	- USD (-)

Recent Research

on underlying	on sector	on market	
Date		Headline	Download
2024/09/11		Global Equity Ratings	
2024/09/05		Global Equity Ratings	
2024/08/12		Global Equity Ratings	
2024/07/24		Global Equity Ratings	
2024/07/12		Global Equity Ratings	