

AMGEN INC. FUTURE (AMGF) - EUX/202507

2024/08/07 18:42:58

Price
317.7288 USD

Difference  -5.19% (-17.40)

General attributes

| | |
|---------------|------------|
| Symbol | AMGFN25 |
| Exchange | Eurex |
| Currency | USD |
| Security type | Future |
| Underlying | AMGEN INC. |
| Maturity | 07-2025 |
| Contract size | 100 |

Market data

| | |
|-------------------------|-------------------|
| Bid (Bid size) | - USD (-) |
| Ask (Ask size) | - USD (-) |
| Open | 317.7288 USD |
| High | 317.7288 USD |
| Low | 317.7288 USD |
| Close (prev. day) | 335.1325 USD |
| Underlying | AMGEN INC. |
| Underlying price (date) | 312.50 (24/08/07) |
| Settlement price (date) | 317.73 (24/08/07) |
| Open Interest | 0 |

Performance and Risk

| | 6m | 1Y | 3Y |
|-------------|----|----|----|
| Perf (%) | - | - | - |
| Perf (abs.) | - | - | - |
| Beta | - | - | - |
| Volatility | - | - | - |

Futures and Options

| | |
|-----------------|---|
| Related Futures | - |
| Related Options | - |

5Y












Information about previous performance does not guarantee future performance.
Source: FactSet

Price data

| | |
|---|------------------|
| Ø price 5 days Ø volume 5 days (pcs.) | 336.0942 USD (0) |
| Ø price 30 days Ø volume 30 days (pcs.) | 332.3008 USD (0) |
| Ø price 100 days Ø volume 100 days (pcs.) | - USD (-) |
| Ø price 250 days Ø volume 250 days (pcs.) | - USD (-) |
| YTD High date | - USD (-) |
| YTD Low date | - USD (-) |
| 52 Weeks High date | - USD (-) |
| 52 Weeks Low date | - USD (-) |

Recent Research

| on underlying | on sector | on market | |
|---------------|---|-----------------------|---|
| Date | | Headline | Download |
| 2024/07/24 |  | Global Equity Ratings |  |
| 2024/07/12 |  | Global Equity Ratings |  |
| 2024/06/21 |  | Global Equity Ratings |  |
| 2024/06/14 |  | Global Equity Ratings |  |
| 2024/05/29 |  | Global Equity Ratings |  |