

ADIDAS AG FUTURE (ADSG) - EUX/202507

2024/08/20 18:50:13

Price
219.4927 EURDifference  -1.63% (-3.63)

General attributes

Symbol	ADSGN25
Exchange	Eurex
Currency	EUR
Security type	Future
Underlying	ADIDAS AG
Maturity	07-2025
Contract size	100

Market data

Bid (Bid size)	- EUR (-)
Ask (Ask size)	- EUR (-)
Open	219.4927 EUR
High	219.4927 EUR
Low	219.4927 EUR
Close (prev. day)	223.119 EUR
Underlying	ADIDAS AG
Underlying price (date)	214.10 (24/08/20)
Settlement price (date)	219.49 (24/08/20)
Open Interest	0

Performance and Risk

	6m	1Y	3Y
Perf (%)	-	-	-
Perf (abs.)	-	-	-
Beta	-	-	-
Volatility	-	-	-

Futures and Options

Related Futures	-
Related Options	-

5Y











Information about previous performance does not guarantee future performance.
Source: FactSet

Price data

Ø price 5 days Ø volume 5 days (pcs.)	222.4020 EUR (0)
Ø price 30 days Ø volume 30 days (pcs.)	230.5140 EUR (0)
Ø price 100 days Ø volume 100 days (pcs.)	- EUR (-)
Ø price 250 days Ø volume 250 days (pcs.)	- EUR (-)
YTD High date	- EUR (-)
YTD Low date	- EUR (-)
52 Weeks High date	- EUR (-)
52 Weeks Low date	- EUR (-)

Recent Research

on underlying	on sector	on market		
Date			Headline	Download
2024/08/12			Global Equity Ratings	
2024/07/24			Global Equity Ratings	
2024/07/12			Global Equity Ratings	
2024/06/21			Global Equity Ratings	
2024/06/14			Global Equity Ratings	