

GEA GROUP AG FUTURE (G1AF) - EUX/202507

2024/09/13 18:35:10

Price
42.7087 EUR

Difference  -0.06% (-0.02)

General attributes

| | |
|---------------|--------------|
| Symbol | G1AFN25 |
| Exchange | Eurex |
| Currency | EUR |
| Security type | Future |
| Underlying | GEA GROUP AG |
| Maturity | 07-2025 |
| Contract size | 100 |

Market data

| | |
|-------------------------|------------------|
| Bid (Bid size) | - EUR (-) |
| Ask (Ask size) | - EUR (-) |
| Open | 42.7087 EUR |
| High | 42.7087 EUR |
| Low | 42.7087 EUR |
| Close (prev. day) | 42.7325 EUR |
| Underlying | GEA GROUP AG |
| Underlying price (date) | 42.32 (24/09/13) |
| Settlement price (date) | 42.71 (24/09/13) |
| Open Interest | 0 |

Performance and Risk

| | 6m | 1Y | 3Y |
|-------------|----|----|----|
| Perf (%) | - | - | - |
| Perf (abs.) | - | - | - |
| Beta | - | - | - |
| Volatility | - | - | - |

Futures and Options

| | |
|-----------------|---|
| Related Futures | - |
| Related Options | - |







Information about previous performance does not guarantee future performance.
Source: FactSet

Price data

| | |
|---|-----------------|
| Ø price 5 days Ø volume 5 days (pcs.) | 42.6287 EUR (0) |
| Ø price 30 days Ø volume 30 days (pcs.) | 41.5023 EUR (0) |
| Ø price 100 days Ø volume 100 days (pcs.) | - EUR (-) |
| Ø price 250 days Ø volume 250 days (pcs.) | - EUR (-) |
| YTD High date | - EUR (-) |
| YTD Low date | - EUR (-) |
| 52 Weeks High date | - EUR (-) |
| 52 Weeks Low date | - EUR (-) |

Recent Research

| on sector | | on market | |
|------------|---|-----------------------|---|
| Date | | Headline | Download |
| 2024/09/11 |  | Global Equity Ratings |  |
| 2024/09/05 |  | Global Equity Ratings |  |
| 2024/08/12 |  | Global Equity Ratings |  |
| 2024/07/24 |  | Global Equity Ratings |  |
| 2024/07/12 |  | Global Equity Ratings |  |