

AT & T INC. FUTURE (TFFF) - EUX/202507

2024/09/17 18:46:17

Price
21.574 USD

Difference  **-1.13% (-0.25)**

General attributes

Symbol	TFFFN25
Exchange	Eurex
Currency	USD
Security type	Future
Underlying	AT&T INC.
Maturity	07-2025
Contract size	100

Market data

Bid (Bid size)	- USD (-)
Ask (Ask size)	- USD (-)
Open	21.574 USD
High	21.574 USD
Low	21.574 USD
Close (prev. day)	21.8211 USD
Underlying	AT&T INC.
Underlying price (date)	21.91 (24/09/18)
Settlement price (date)	21.57 (24/09/17)
Open Interest	0

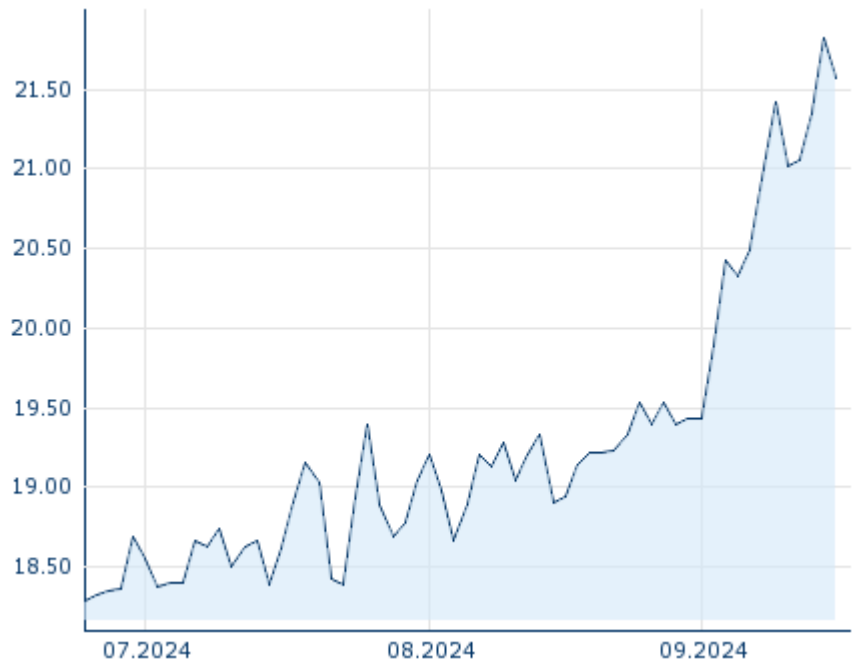
Performance and Risk

	6m	1Y	3Y
Perf (%)	-	-	-
Perf (abs.)	-	-	-
Beta	-	-	-
Volatility	-	-	-

Futures and Options

Related Futures	-
Related Options	-

5Y












Information about previous performance does not guarantee future performance.
Source: FactSet

Price data

Ø price 5 days Ø volume 5 days (pcs.)	21.364 USD (0)
Ø price 30 days Ø volume 30 days (pcs.)	19.873 USD (0)
Ø price 100 days Ø volume 100 days (pcs.)	- USD (-)
Ø price 250 days Ø volume 250 days (pcs.)	- USD (-)
YTD High date	- USD (-)
YTD Low date	- USD (-)
52 Weeks High date	- USD (-)
52 Weeks Low date	- USD (-)

Recent Research

on underlying	on sector	on market	
Date		Headline	Download
2024/09/11		Global Equity Ratings	
2024/09/05		Global Equity Ratings	
2024/08/12		Global Equity Ratings	
2024/07/24		Global Equity Ratings	
2024/07/12		Global Equity Ratings	