

FERRARI N.V. FUTURE (RACF) - EUX/202507

2024/07/29 18:35:37

Price
388.6112 EUR
 Difference  -1.08% (-4.26)

General attributes

Symbol	RACFN25
Exchange	Eurex
Currency	EUR
Security type	Future
Underlying	FERRARI N.V.
Maturity	07-2025
Contract size	1,000

Market data

Bid (Bid size)	- EUR (-)
Ask (Ask size)	- EUR (-)
Open	388.6112 EUR
High	388.6112 EUR
Low	388.6112 EUR
Close (prev. day)	392.8721 EUR
Underlying	FERRARI N.V.
Underlying price (date)	377.00 (24/07/29)
Settlement price (date)	388.61 (24/07/29)
Open Interest	0

Performance and Risk

	6m	1Y	3Y
Perf (%)	-	-	-
Perf (abs.)	-	-	-
Beta	-	-	-
Volatility	-	-	-

Futures and Options

Related Futures	-
Related Options	-

5Y






Information about previous performance does not guarantee future performance.
 Source: FactSet

Price data

Ø price 5 days Ø volume 5 days (pcs.)	393.4292 EUR (0)
Ø price 30 days Ø volume 30 days (pcs.)	- EUR (-)
Ø price 100 days Ø volume 100 days (pcs.)	- EUR (-)
Ø price 250 days Ø volume 250 days (pcs.)	- EUR (-)
YTD High date	- EUR (-)
YTD Low date	- EUR (-)
52 Weeks High date	- EUR (-)
52 Weeks Low date	- EUR (-)

Recent Research

on sector		on market	
Date		Headline	Download
2024/07/24		Global Equity Ratings	
2024/07/12		Global Equity Ratings	
2024/06/21		Global Equity Ratings	
2024/06/14		Global Equity Ratings	
2024/05/29		Global Equity Ratings	