


MOL SHARE FUTURES (MOL) - BUD/20250624

2024/08/16 03:52:20

Price
2,861.00 HUF

Difference  0.21% (6.00)

General attributes

Symbol MOL0625

Exchange Budapest Stock Exchange

Currency HUF

Security type Future

Underlying MOL HUNGARIAN OIL & GAS PLC HUF125(POST SUBDIVISION)

Maturity 06-2025

Contract size 50

Market data

Bid (Bid size) - HUF (-)

Ask (Ask size) - HUF (-)

Open 2,861.00 HUF

High -

Low -

Close (prev. day) 2,855.00 HUF

Underlying MOL HUNGARIAN OIL & GAS PLC HUF125(POST SUBDIVISION)

Underlying price (date) 2,724.00 (24/08/16)

Settlement price (date) - (-)

Open Interest 0

Performance and Risk

	6m	1Y	3Y
Perf (%)	-	-	-
Perf (abs.)	-	-	-
Beta	-	-	-
Volatility	-	-	-

Futures and Options

Related Futures -

Related Options -



Information about previous performance does not guarantee future performance.
Source: FactSet

Price data

Ø price 5 days | Ø volume 5 days (pcs.) - HUF (-)

Ø price 30 days | Ø volume 30 days (pcs.) - HUF (-)

Ø price 100 days | Ø volume 100 days (pcs.) - HUF (-)

Ø price 250 days | Ø volume 250 days (pcs.) - HUF (-)






YTD High | date - HUF (-)

YTD Low | date - HUF (-)

52 Weeks High | date - HUF (-)

52 Weeks Low | date - HUF (-)

Recent Research

on sector		on market	
Date		Headline	Download
2024/08/16		Akciové trhy - denní zpráva	
2024/08/15		Akciové trhy - denní zpráva	
2024/08/14		Akciové trhy - denní zpráva	
2024/08/13		Akciové trhy - denní zpráva	
2024/08/12		Global Equity Ratings	