

# BUX FUTURES (BUX) - BUD/20260619

2024/09/18 03:56:08

Price  
**79,890.00** HUF

Difference  -0.10% (-80.00)

### General attributes

Symbol	BUX0626
Exchange	Budapest Stock Exchange
Currency	HUF
Security type	Future
Underlying	HUNGARY BUX
Maturity	06-2026
Contract size	1

### Market data

Bid (Bid size)	- HUF (-)
Ask (Ask size)	- HUF (-)
Open	79,890.00 HUF
High	-
Low	-
Close (prev. day)	79,970.00 HUF
Underlying	HUNGARY BUX
Underlying price (date)	72,768.53 (24/09/18)
Settlement price (date)	- (-)
Open Interest	0


### Performance and Risk

	6m	1Y	3Y
Perf (%)	-	-	-
Perf (abs.)	-	-	-
Beta	-	-	-
Volatility	-	-	-

### Futures and Options

Related Futures	-
Related Options	-

5Y












Information about previous performance does not guarantee future performance.  
Source: FactSet

### Price data

Ø price 5 days   Ø volume 5 days (pcs.)	- HUF (-)
Ø price 30 days   Ø volume 30 days (pcs.)	- HUF (-)
Ø price 100 days   Ø volume 100 days (pcs.)	- HUF (-)
Ø price 250 days   Ø volume 250 days (pcs.)	- HUF (-)
YTD High   date	- HUF (-)
YTD Low   date	- HUF (-)
52 Weeks High   date	- HUF (-)
52 Weeks Low   date	- HUF (-)

### Recent Research

on market			Download
Date		Headline	
2024/09/16		Industry, producer prices and labor market data	
2024/09/13		Hungary   Boosting growth remains a challenge	
2024/09/13		CEE   Germany's underperformance is sneaking into CEE	
2024/09/10		August inflation came in at 3.4% y/y	
2024/09/08		Will Croatia see a rating upgrade?	