

## BIF SHARE FUTURES FUTURES (BIF) - BUD/20250624

2024/07/17 08:20:27

Price  
552.00 HUFDifference  0.00% (0.00)

## General attributes

|               |  |
|---------------|--|
| Symbol        | BIF0625  |
| Exchange      | Budapest Stock Exchange                              |
| Currency      | HUF  |
| Security type | Future   |
| Underlying    | BUDAPEST R/ETS UTILIZATION &DEV PLC HUF10(POST SUBD) |
| Maturity      | 06-2025  |
| Contract size | 1,000  |

## Market data

|                         |  |
|-------------------------|--|
| Bid (Bid size)          | - HUF (-)  |
| Ask (Ask size)          | - HUF (-)  |
| Open                    | 552.00 HUF   |
| High                    | -  |
| Low                     | -  |
| Close (prev. day)       | 552.00 HUF   |
| Underlying              | BUDAPEST R/ETS UTILIZATION &DEV PLC HUF10(POST SUBD) |
| Underlying price (date) | 518.00 (24/07/17)                                    |
| Settlement price (date) | - (-)  |
| Open Interest           | 0  |

## Performance and Risk

|             | 6m | 1Y | 3Y |
|-------------|----|----|----|
| Perf (%)    | -  | -  | -  |
| Perf (abs.) | -  | -  | -  |
| Beta        | -  | -  | -  |
| Volatility  | -  | -  | -  |

## Futures and Options

|                 |   |
|-----------------|---|
| Related Futures | - |
| Related Options | - |








5Y

Chart  
not availableInformation about previous performance does not guarantee future performance.  
Source: FactSet

## Price data

|   |           |
|---|-----------|
| Ø price 5 days   Ø volume 5 days (pcs.)     | - HUF (-) |
| Ø price 30 days   Ø volume 30 days (pcs.)   | - HUF (-) |
| Ø price 100 days   Ø volume 100 days (pcs.) | - HUF (-) |
| Ø price 250 days   Ø volume 250 days (pcs.) | - HUF (-) |
| YTD High   date                             | - HUF (-) |
| YTD Low   date                              | - HUF (-) |
| 52 Weeks High   date                        | - HUF (-) |
| 52 Weeks Low   date                         | - HUF (-) |

## Recent Research

| on sector  |   | on market             |   |
|------------|---|-----------------------|---|
| Date       |   | Headline              | Download  |
| 2024/07/12 |  | Global Equity Ratings |  |
| 2024/06/21 |  | Global Equity Ratings |  |
| 2024/06/14 |  | Global Equity Ratings |  |
| 2024/05/29 |  | Global Equity Ratings |  |
| 2024/04/26 |  | Global Equity Ratings |  |