

## SYENSQO S.A. FUTURE (SYEF) - EUX/202412

2024/08/07 18:43:34

Price  
70.4222 EURDifference  2.38% (1.64)

## General attributes

Symbol	SYEFZ24
Exchange	Eurex
Currency	EUR
Security type	Future
Underlying	SYENSQO SA
Maturity	12-2024
Contract size	100

## Market data

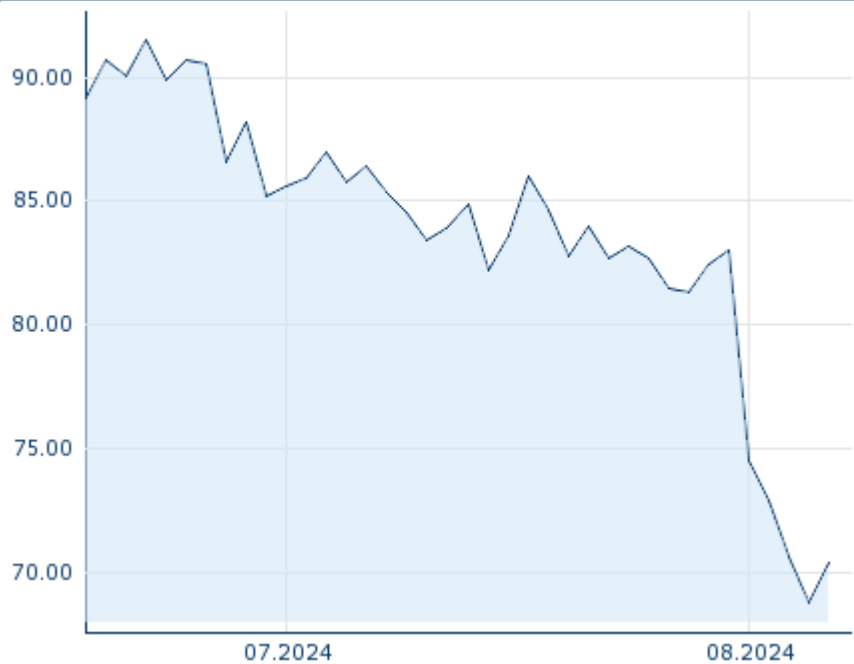
Bid (Bid size)	- EUR (-)
Ask (Ask size)	- EUR (-)
Open	70.4222 EUR
High	70.4222 EUR
Low	70.4222 EUR
Close (prev. day)	68.7863 EUR
Underlying	SYENSQO SA
Underlying price (date)	69.45 (24/08/07)
Settlement price (date)	70.42 (24/08/07)
Open Interest	0

## Performance and Risk

	6m	1Y	3Y
Perf (%)	-	-	-
Perf (abs.)	-	-	-
Beta	-	-	-
Volatility	-	-	-

## Futures and Options

Related Futures	-
Related Options	-












Information about previous performance does not guarantee future performance.  
Source: FactSet

## Price data

Ø price 5 days   Ø volume 5 days (pcs.)	73.9658 EUR (0)
Ø price 30 days   Ø volume 30 days (pcs.)	82.6518 EUR (0)
Ø price 100 days   Ø volume 100 days (pcs.)	- EUR (-)
Ø price 250 days   Ø volume 250 days (pcs.)	- EUR (-)
YTD High   date	- EUR (-)
YTD Low   date	- EUR (-)
52 Weeks High   date	- EUR (-)
52 Weeks Low   date	- EUR (-)

## Recent Research

on sector		on market	
Date		Headline	Download
2024/07/24		Global Equity Ratings	
2024/07/12		Global Equity Ratings	
2024/06/21		Global Equity Ratings	
2024/06/14		Global Equity Ratings	
2024/05/29		Global Equity Ratings	