

# SYENSQO S.A. FUTURE (SYEF) - EUX/202409

2024/07/11 19:04:35

Price  
**83.0683** EUR

Difference  0.56% (0.46)

### General attributes

Symbol	SYEFU24
Exchange	Eurex
Currency	EUR
Security type	Future
Underlying	SYENSQO SA
Maturity	09-2024
Contract size	100

### Market data

Bid (Bid size)	- EUR (-)
Ask (Ask size)	- EUR (-)
Open	83.0683 EUR
High	83.0683 EUR
Low	83.0683 EUR
Close (prev. day)	82.6037 EUR
Underlying	SYENSQO SA
Underlying price (date)	82.42 (24/07/11)
Settlement price (date)	83.07 (24/07/11)
Open Interest	0

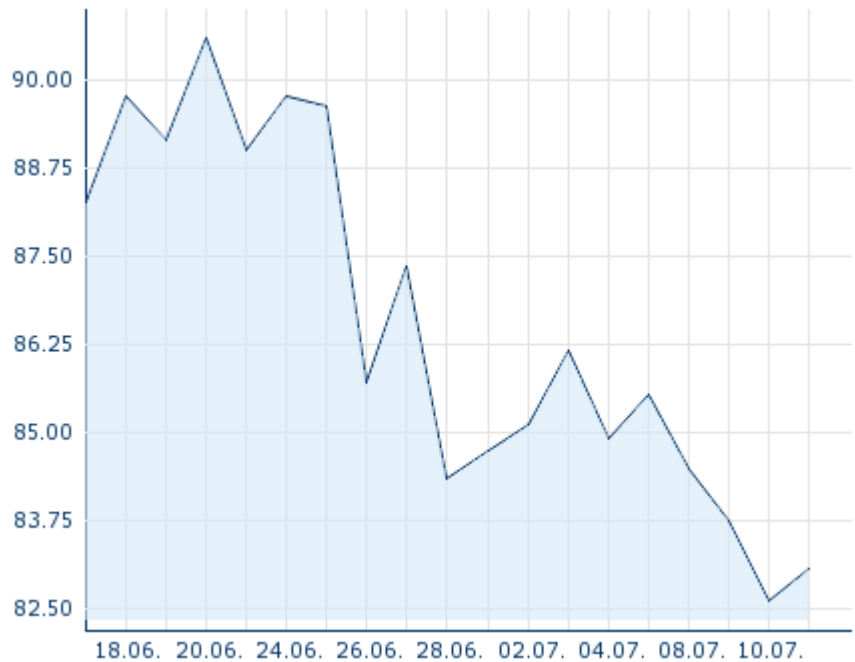
### Performance and Risk

	6m	1Y	3Y
Perf (%)	-	-	-
Perf (abs.)	-	-	-
Beta	-	-	-
Volatility	-	-	-

### Futures and Options

Related Futures	-
Related Options	-

5Y












Information about previous performance does not guarantee future performance.  
Source: FactSet

### Price data

Ø price 5 days   Ø volume 5 days (pcs.)	83.8890 EUR (0)
Ø price 30 days   Ø volume 30 days (pcs.)	- EUR (-)
Ø price 100 days   Ø volume 100 days (pcs.)	- EUR (-)
Ø price 250 days   Ø volume 250 days (pcs.)	- EUR (-)
YTD High   date	- EUR (-)
YTD Low   date	- EUR (-)
52 Weeks High   date	- EUR (-)
52 Weeks Low   date	- EUR (-)

### Recent Research

on sector		on market	
Date		Headline	Download
2024/06/21		Global Equity Ratings	
2024/06/14		Global Equity Ratings	
2024/05/29		Global Equity Ratings	
2024/04/26		Global Equity Ratings	
2024/04/03		Global Equity Ratings	