

SUMITOMO MITSUI TRUST HLDG.INC

ISIN: JP3892100003 WKN: 8309

Overview

2024/05/17 08:00:00

Price

3,568.00 JPY

Difference  -0.75% (-27.00)

General attributes

ISIN	JP3892100003
Symbol	8309
Exchange	Tokyo Stock Exchange
Currency	JPY
Sector	-
Security type	Stock
Market cap (m)	15,384 EUR
Benchmark	NIKKEI 225

Market data

Bid (Bid size)	3,562.00 JPY (2,300)
Ask (Ask size)	3,568.00 JPY (1,700)
Open	3,557.00 JPY
High	3,574.00 JPY
Low	3,500.00 JPY
Close (prev. day)	3,595.00 JPY
VWAP	3,550.3289 JPY
Volume (pcs)	2,903,800
Trading volume	103,094,451.00
Number of trades	5,877
Last size	624,400

Futures and Options






Related Futures	-
Related Options	-

5Y



Information about previous performance does not guarantee future performance.
Source: FactSet

Recent research

on market			
Date		Headline	Download
2024/02/22		Global Equity Ratings	
2023/10/27		Global Equity Ratings	
2023/09/29		Global Equity Ratings	
2023/09/08		Global Equity Ratings	
2023/08/22		Global Equity Ratings	

Details

2024/05/17 08:00:00

Price

3,568.00 JPY

Difference ▼ -0.75% (-27.00)

General attributes

ISIN	JP3892100003
Symbol	8309
Exchange	Tokyo Stock Exchange
Currency	JPY
Sector	-
Security type	Stock
Market cap (m)	15,384 EUR
Benchmark	NIKKEI 225

Market data

Bid (Bid size)	3,562.00 JPY (2,300)
Ask (Ask size)	3,568.00 JPY (1,700)
Open	3,557.00 JPY
High	3,574.00 JPY
Low	3,500.00 JPY
Close (prev. day)	3,595.00 JPY
VWAP	3,550.3289 JPY
Volume (pcs)	2,903,800
Trading volume	103,094,451.00
Number of trades	5,877
Last size	624,400

Performance and Risk

	6m	1Y	3Y
Perf (%)	+33.53%	+38.43%	+84.30%
Perf (abs.)	+896.00	+990.50	+1,632.00
Beta	0.73	0.55	0.54
Volatility	27.41	25.57	24.50

5Y



Information about previous performance does not guarantee future performance.
Source: FactSet

Price data

Ø price 5 days Ø volume 5 days (pcs.)	3,465.00 JPY (3,830,260)
Ø price 30 days Ø volume 30 days (pcs.)	3,282.97 JPY (2,469,430)
Ø price 100 days Ø volume 100 days (pcs.)	3,076.22 JPY (2,684,463)
Ø price 250 days Ø volume 250 days (pcs.)	2,849.00 JPY (2,699,316)
YTD High date	3,625.00 JPY (2024/05/15)
YTD Low date	2,694.50 JPY (2024/01/04)
52 Weeks High date	3,625.00 JPY (2024/05/15)
52 Weeks Low date	2,448.00 JPY (2023/05/30)

Arbitrage views

Exchange	Date	Time	Price	Trading volume (mio.)	Number of trades
Tradegate	2024/05/17	22:02	21.20 EUR	0.00	1
Tokyo Stock Exchange	2024/05/17	08:00	3,568.00 JPY	103.09	5,877
Stuttgart	2024/05/17	08:24	21.00 EUR	0.00	3
Frankfurt	2024/05/17	08:05	21.00 EUR	0.00	2
FINRA other OTC	2024/05/17	15:35	22.864 USD	0.34	1

Issues	15					
Duesseldorf	2024/05/ 17	19:30	20.80 EUR	0.00		7
Berlin	2024/05/ 17	08:06	21.00 EUR	0.00		2

Company profile

Company Logo



Company Profile

-

Contact Details

SUMITOMO MITSUI TRUST HLDG.INC

--

3-33-1, Shiba, Minato-ku - 105-8574 Tokyo

Telefon: 03-5445-3500

Fax: 03-5232-8879

E-mail: -