

NOVARTIS AG FUTURE (NOVH) - EUX/202506

2024/08/15 18:48:24

Price
97.0401 CHF

Difference  0.54% (0.52)

General attributes

Symbol	NOVHM25
Exchange	Eurex
Currency	CHF
Security type	Future
Underlying	NOVARTIS AG
Maturity	06-2025
Contract size	100

Market data

Bid (Bid size)	- CHF (-)
Ask (Ask size)	- CHF (-)
Open	97.0401 CHF
High	97.0401 CHF
Low	97.0401 CHF
Close (prev. day)	96.5178 CHF
Underlying	NOVARTIS AG
Underlying price (date)	99.70 (24/08/16)
Settlement price (date)	97.04 (24/08/15)
Open Interest	1,500

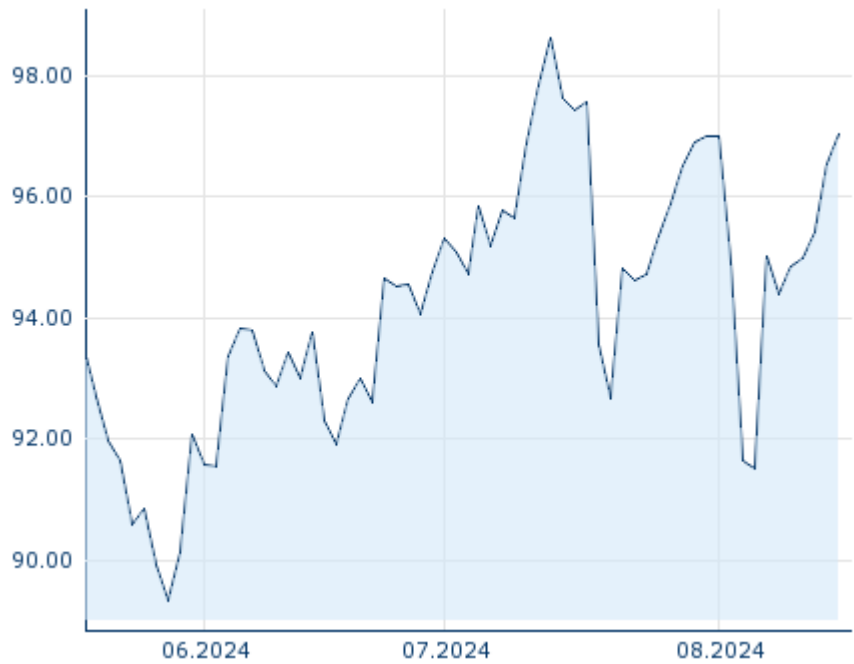
Performance and Risk

	6m	1Y	3Y
Perf (%)	-	-	-
Perf (abs.)	-	-	-
Beta	-	-	-
Volatility	-	-	-

Futures and Options

Related Futures	-
Related Options	-

5Y












Information about previous performance does not guarantee future performance.
Source: FactSet

Price data

Ø price 5 days Ø volume 5 days (pcs.)	95.7604 CHF (0)
Ø price 30 days Ø volume 30 days (pcs.)	95.5934 CHF (0)
Ø price 100 days Ø volume 100 days (pcs.)	- CHF (-)
Ø price 250 days Ø volume 250 days (pcs.)	- CHF (-)
YTD High date	- CHF (-)
YTD Low date	- CHF (-)
52 Weeks High date	- CHF (-)
52 Weeks Low date	- CHF (-)

Recent Research

on underlying	on sector	on market	
Date		Headline	Download
2024/08/12		Global Equity Ratings	
2024/07/24		Global Equity Ratings	
2024/07/12		Global Equity Ratings	
2024/06/21		Global Equity Ratings	
2024/06/14		Global Equity Ratings	