

APPLE INC. FUTURE (AAPH) - EUX/202506

2024/06/25 19:05:10

Price
220.1666 USD
 Difference  -1.05% (-2.33)

General attributes

Symbol AAPHM25
 Exchange Eurex
 Currency USD
 Security type Future
 Underlying APPLE INC
 Maturity 06-2025
 Contract size 100

Market data

Bid (Bid size) - USD (-)
 Ask (Ask size) - USD (-)
 Open 220.1666 USD
 High 220.1666 USD
 Low 220.1666 USD
 Close (prev. day) 222.5004 USD
 Underlying APPLE INC
 Underlying price (date) 209.07 (24/06/25)
 Settlement price (date) 220.17 (24/06/25)
 Open Interest 0

Performance and Risk

	6m	1Y	3Y
Perf (%)	-	-	-
Perf (abs.)	-	-	-
Beta	-	-	-
Volatility	-	-	-

Futures and Options

Related Futures -
 Related Options -

5Y









Information about previous performance does not guarantee future performance.
 Source: FactSet

Price data

Ø price 5 days | Ø volume 5 days (pcs.) 221.9104 USD (0)
 Ø price 30 days | Ø volume 30 days (pcs.) - USD (-)
 Ø price 100 days | Ø volume 100 days (pcs.) - USD (-)
 Ø price 250 days | Ø volume 250 days (pcs.) - USD (-)
 YTD High | date - USD (-)
 YTD Low | date - USD (-)
 52 Weeks High | date - USD (-)
 52 Weeks Low | date - USD (-)

Recent Research

on underlying	on sector	on market	
Date		Headline	Download
2024/06/21		Global Equity Ratings	
2024/06/14		Global Equity Ratings	
2024/05/29		Global Equity Ratings	
2024/04/26		Global Equity Ratings	
2024/04/03		Global Equity Ratings	