

# IPSEN S.A. FUTURE (IPNF) - EUX/202506

2024/09/03 18:38:26

Price  
**110.8239** EUR

Difference  -0.65% (-0.73)

### General attributes

|               |            |
|---------------|------------|
| Symbol        | IPNFM25    |
| Exchange      | Eurex      |
| Currency      | EUR        |
| Security type | Future     |
| Underlying    | IPSEN S.A. |
| Maturity      | 06-2025    |
| Contract size | 100        |

### Market data

|                         |                   |
|-------------------------|-------------------|
| Bid (Bid size)          | - EUR (-)         |
| Ask (Ask size)          | - EUR (-)         |
| Open                    | 110.8239 EUR      |
| High                    | 110.8239 EUR      |
| Low                     | 110.8239 EUR      |
| Close (prev. day)       | 111.5521 EUR      |
| Underlying              | IPSEN S.A.        |
| Underlying price (date) | 109.00 (24/09/03) |
| Settlement price (date) | 110.82 (24/09/03) |
| Open Interest           | 0                 |

### Performance and Risk

|             | 6m | 1Y | 3Y |
|-------------|----|----|----|
| Perf (%)    | -  | -  | -  |
| Perf (abs.) | -  | -  | -  |
| Beta        | -  | -  | -  |
| Volatility  | -  | -  | -  |

### Futures and Options

|                 |   |
|-----------------|---|
| Related Futures | - |
| Related Options | - |

5Y







Information about previous performance does not guarantee future performance.  
Source: FactSet

### Price data

|   |                  |
|---|------------------|
| Ø price 5 days   Ø volume 5 days (pcs.)     | 110.5123 EUR (0) |
| Ø price 30 days   Ø volume 30 days (pcs.)   | 107.5803 EUR (0) |
| Ø price 100 days   Ø volume 100 days (pcs.) | - EUR (-)        |
| Ø price 250 days   Ø volume 250 days (pcs.) | - EUR (-)        |
| YTD High   date                             | - EUR (-)        |
| YTD Low   date                              | - EUR (-)        |
| 52 Weeks High   date                        | - EUR (-)        |
| 52 Weeks Low   date                         | - EUR (-)        |

### Recent Research

| on sector  |   | on market             |   |
|------------|---|-----------------------|---|
| Date       |   | Headline              | Download  |
| 2024/08/12 |  | Global Equity Ratings |  |
| 2024/07/24 |  | Global Equity Ratings |  |
| 2024/07/12 |  | Global Equity Ratings |  |
| 2024/06/21 |  | Global Equity Ratings |  |
| 2024/06/14 |  | Global Equity Ratings |  |