

WIENERBERGER AG FUTURE (TWIE) - EUX/202408

2024/07/08 19:06:29

Price
32.2703 EUR

Difference  0.80% (0.26)

General attributes

Symbol	TWIEQ24
Exchange	Eurex
Currency	EUR
Security type	Future
Underlying	WIENERBERGER AG
Maturity	08-2024
Contract size	100

Market data

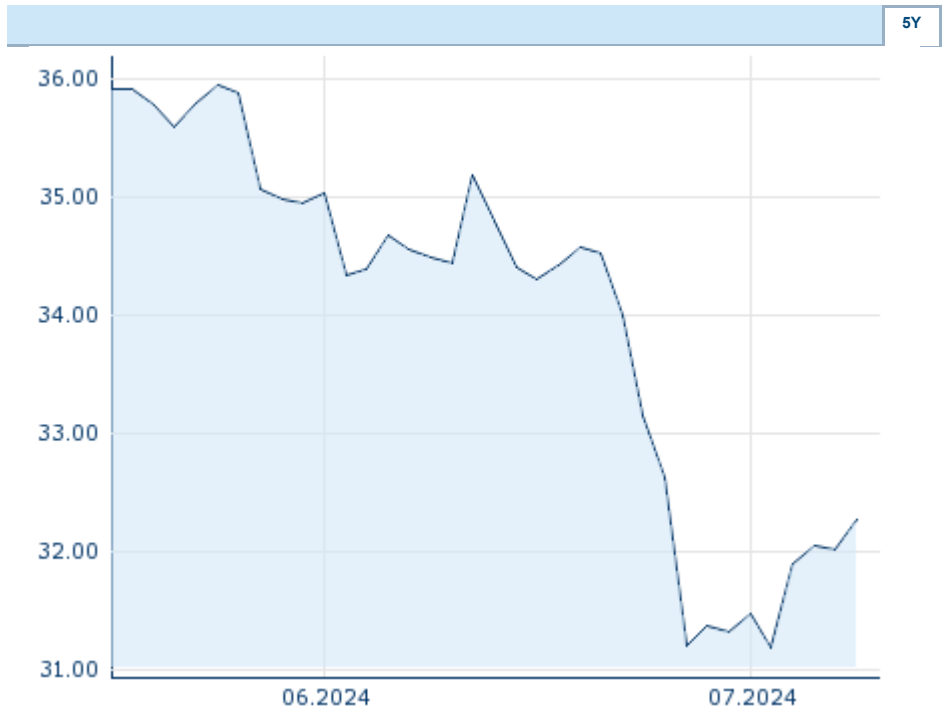
Bid (Bid size)	- EUR (-)
Ask (Ask size)	- EUR (-)
Open	32.2703 EUR
High	32.2703 EUR
Low	32.2703 EUR
Close (prev. day)	32.0135 EUR
Underlying	WIENERBERGER AG
Underlying price (date)	31.94 (24/07/08)
Settlement price (date)	32.27 (24/07/08)
Open Interest	0

Performance and Risk

	6m	1Y	3Y
Perf (%)	-	-	-
Perf (abs.)	-	-	-
Beta	-	-	-
Volatility	-	-	-

Futures and Options

Related Futures	-
Related Options	-











Information about previous performance does not guarantee future performance.
Source: FactSet

Price data

Ø price 5 days Ø volume 5 days (pcs.)	31.8876 EUR (0)
Ø price 30 days Ø volume 30 days (pcs.)	33.6550 EUR (0)
Ø price 100 days Ø volume 100 days (pcs.)	- EUR (-)
Ø price 250 days Ø volume 250 days (pcs.)	- EUR (-)
YTD High date	- EUR (-)
YTD Low date	- EUR (-)
52 Weeks High date	- EUR (-)
52 Weeks Low date	- EUR (-)

Recent Research

on sector		on market	
Date		Headline	Download
2024/06/21		Global Equity Ratings	
2024/06/14		Global Equity Ratings	
2024/05/29		Global Equity Ratings	
2024/04/26		Global Equity Ratings	
2024/04/03		Global Equity Ratings	