

## (THSB) - EUX/202408

2024/08/15 19:00:55

Price  
**702.7184** GBPDifference  1.96% (13.52)

## General attributes

Symbol	THSBQ24
Exchange	Eurex
Currency	GBP
Security type	Future
Underlying	HSBC HOLDINGS PLC
Maturity	08-2024
Contract size	100

## Market data

Bid (Bid size)	- GBP (-)
Ask (Ask size)	- GBP (-)
Open	702.7184 GBP
High	702.7184 GBP
Low	702.7184 GBP
Close (prev. day)	689.2007 GBP
Underlying	HSBC HOLDINGS PLC
Underlying price (date)	658.458 (24/08/16)
Settlement price (date)	702.72 (24/08/15)
Open Interest	0

## Performance and Risk

	6m	1Y	3Y
Perf (%)	-	-	-
Perf (abs.)	-	-	-
Beta	-	-	-
Volatility	-	-	-

## Futures and Options

Related Futures	-
Related Options	-

5Y












Information about previous performance does not guarantee future performance.  
Source: FactSet

## Price data

Ø price 5 days   Ø volume 5 days (pcs.)	688.5092 GBP (0)
Ø price 30 days   Ø volume 30 days (pcs.)	700.9080 GBP (0)
Ø price 100 days   Ø volume 100 days (pcs.)	- GBP (-)
Ø price 250 days   Ø volume 250 days (pcs.)	- GBP (-)
YTD High   date	- GBP (-)
YTD Low   date	- GBP (-)
52 Weeks High   date	- GBP (-)
52 Weeks Low   date	- GBP (-)

## Recent Research

on underlying		on sector	
Date		Headline	Download
2024/08/12		Global Equity Ratings	
2024/07/24		Global Equity Ratings	
2024/07/12		Global Equity Ratings	
2024/06/21		Global Equity Ratings	
2024/06/14		Global Equity Ratings	