

(TAZN) - EUX/202408

2024/07/16 19:01:36

Price
11,934.6705 GBP

Difference  -0.05% (-5.74)

General attributes

Symbol	TAZNQ24
Exchange	Eurex
Currency	GBP
Security type	Future
Underlying	ASTRAZENECA PLC
Maturity	08-2024
Contract size	100

Market data

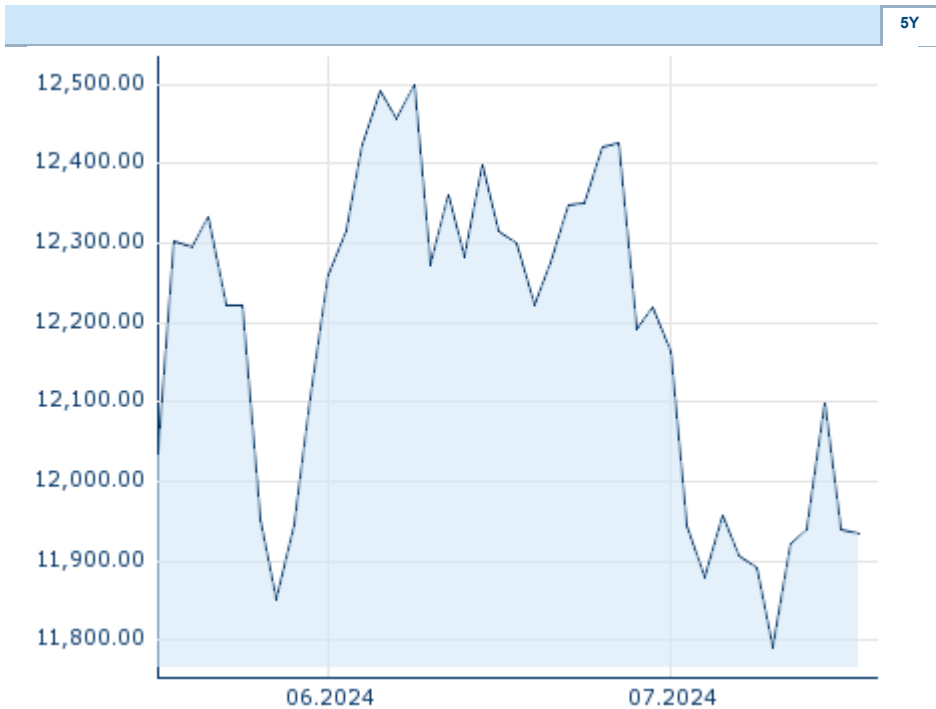
Bid (Bid size)	- GBP (-)
Ask (Ask size)	- GBP (-)
Open	11,934.6705 GBP
High	11,934.6705 GBP
Low	11,934.6705 GBP
Close (prev. day)	11,940.414 GBP
Underlying	ASTRAZENECA PLC
Underlying price (date)	11,960.00 (24/07/17)
Settlement price (date)	11,934.67 (24/07/16)
Open Interest	0

Performance and Risk

	6m	1Y	3Y
Perf (%)	-	-	-
Perf (abs.)	-	-	-
Beta	-	-	-
Volatility	-	-	-

Futures and Options

Related Futures	-
Related Options	-









Information about previous performance does not guarantee future performance.
Source: FactSet

Price data

Ø price 5 days Ø volume 5 days (pcs.)	11,967.2235 GBP (0)
Ø price 30 days Ø volume 30 days (pcs.)	12,187.4403 GBP (0)
Ø price 100 days Ø volume 100 days (pcs.)	- GBP (-)
Ø price 250 days Ø volume 250 days (pcs.)	- GBP (-)
YTD High date	- GBP (-)
YTD Low date	- GBP (-)
52 Weeks High date	- GBP (-)
52 Weeks Low date	- GBP (-)

Recent Research

on sector			
Date		Headline	Download
2024/07/12		Global Equity Ratings	
2024/06/21		Global Equity Ratings	
2024/06/14		Global Equity Ratings	
2024/05/29		Global Equity Ratings	
2024/04/26		Global Equity Ratings	