

## VOLKSWAGEN AG FUTURE (TVO3) - EUX/202408

2024/07/05 19:26:44

Price  
**146.3989** EUR

Difference  -0.52% (-0.76)

## General attributes

|               |                  |
|---------------|------------------|
| Symbol        | TVO3Q24          |
| Exchange      | Eurex            |
| Currency      | EUR              |
| Security type | Future           |
| Underlying    | VOLKSWAGEN AG VZ |
| Maturity      | 08-2024          |
| Contract size | 100              |

## Market data

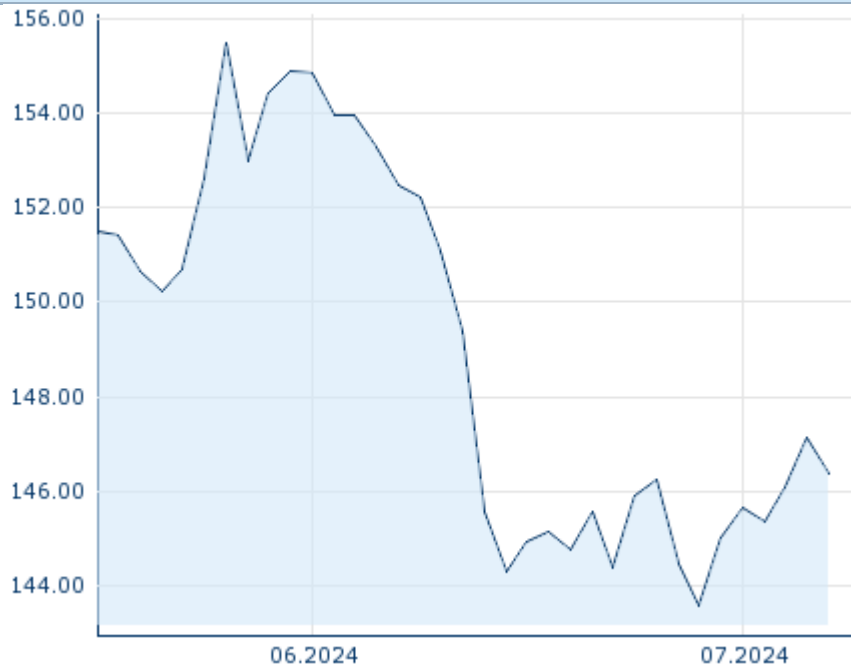
|                         |                   |
|-------------------------|-------------------|
| Bid (Bid size)          | - EUR (-)         |
| Ask (Ask size)          | - EUR (-)         |
| Open                    | 146.3989 EUR      |
| High                    | 146.3989 EUR      |
| Low                     | 146.3989 EUR      |
| Close (prev. day)       | 147.1609 EUR      |
| Underlying              | VOLKSWAGEN AG VZ  |
| Underlying price (date) | 107.10 (24/07/08) |
| Settlement price (date) | 146.40 (24/07/05) |
| Open Interest           | 0                 |

## Performance and Risk

|             | 6m | 1Y | 3Y |
|-------------|----|----|----|
| Perf (%)    | -  | -  | -  |
| Perf (abs.) | -  | -  | -  |
| Beta        | -  | -  | -  |
| Volatility  | -  | -  | -  |

## Futures and Options

|                 |   |
|-----------------|---|
| Related Futures | - |
| Related Options | - |













Information about previous performance does not guarantee future performance.  
 Source: FactSet

## Price data

|   |                  |
|---|------------------|
| Ø price 5 days   Ø volume 5 days (pcs.)     | 146.1359 EUR (0) |
| Ø price 30 days   Ø volume 30 days (pcs.)   | 148.7386 EUR (0) |
| Ø price 100 days   Ø volume 100 days (pcs.) | - EUR (-)        |
| Ø price 250 days   Ø volume 250 days (pcs.) | - EUR (-)        |
| YTD High   date                             | - EUR (-)        |
| YTD Low   date                              | - EUR (-)        |
| 52 Weeks High   date                        | - EUR (-)        |
| 52 Weeks Low   date                         | - EUR (-)        |

## Recent Research

| on underlying | on sector   | on market             |   |
|---------------|---|-----------------------|---|
| Date          |   | Headline              | Download  |
| 2024/06/21    |  | Global Equity Ratings |  |
| 2024/06/14    |  | Global Equity Ratings |  |
| 2024/05/29    |  | Global Equity Ratings |  |
| 2024/04/26    |  | Global Equity Ratings |  |
| 2024/04/03    |  | Global Equity Ratings |  |