

## SIEMENS AG FUTURE (SIEH) - EUX/202506

2024/07/16 18:51:05

Price  
**184.0533** EURDifference  0.37% (0.69)

## General attributes

|               |            |
|---------------|------------|
| Symbol        | SIEHM25    |
| Exchange      | Eurex      |
| Currency      | EUR        |
| Security type | Future     |
| Underlying    | SIEMENS AG |
| Maturity      | 06-2025    |
| Contract size | 100        |

## Market data

|                         |                   |
|-------------------------|-------------------|
| Bid (Bid size)          | - EUR (-)         |
| Ask (Ask size)          | - EUR (-)         |
| Open                    | 184.0533 EUR      |
| High                    | 184.0533 EUR      |
| Low                     | 184.0533 EUR      |
| Close (prev. day)       | 183.3666 EUR      |
| Underlying              | SIEMENS AG        |
| Underlying price (date) | 177.90 (24/07/17) |
| Settlement price (date) | 184.05 (24/07/16) |
| Open Interest           | 0                 |

## Performance and Risk

|             | 6m | 1Y | 3Y |
|-------------|----|----|----|
| Perf (%)    | -  | -  | -  |
| Perf (abs.) | -  | -  | -  |
| Beta        | -  | -  | -  |
| Volatility  | -  | -  | -  |

## Futures and Options

|                 |   |
|-----------------|---|
| Related Futures | - |
| Related Options | - |












Information about previous performance does not guarantee future performance.  
Source: FactSet

## Price data

|   |                  |
|---|------------------|
| Ø price 5 days   Ø volume 5 days (pcs.)     | 182.8832 EUR (0) |
| Ø price 30 days   Ø volume 30 days (pcs.)   | 176.7855 EUR (0) |
| Ø price 100 days   Ø volume 100 days (pcs.) | - EUR (-)        |
| Ø price 250 days   Ø volume 250 days (pcs.) | - EUR (-)        |
| YTD High   date                             | - EUR (-)        |
| YTD Low   date                              | - EUR (-)        |
| 52 Weeks High   date                        | - EUR (-)        |
| 52 Weeks Low   date                         | - EUR (-)        |

## Recent Research

| on underlying | on sector   | on market |                       |   |
|---------------|---|-----------|-----------------------|---|
| Date          |   |           | Headline              | Download  |
| 2024/07/12    |  |           | Global Equity Ratings |  |
| 2024/06/21    |  |           | Global Equity Ratings |  |
| 2024/06/14    |  |           | Global Equity Ratings |  |
| 2024/05/29    |  |           | Global Equity Ratings |  |
| 2024/04/26    |  |           | Global Equity Ratings |  |