

## EVONIK INDUSTRIES AG FUTURE (EVKF) - EUX/202506

2024/07/26 18:35:14

Price  
**18.6666** EURDifference  -0.40% (-0.07)

## General attributes

Symbol	EVKFM25
Exchange	Eurex
Currency	EUR
Security type	Future
Underlying	EVONIK INDUSTRIES AG
Maturity	06-2025
Contract size	100

## Market data

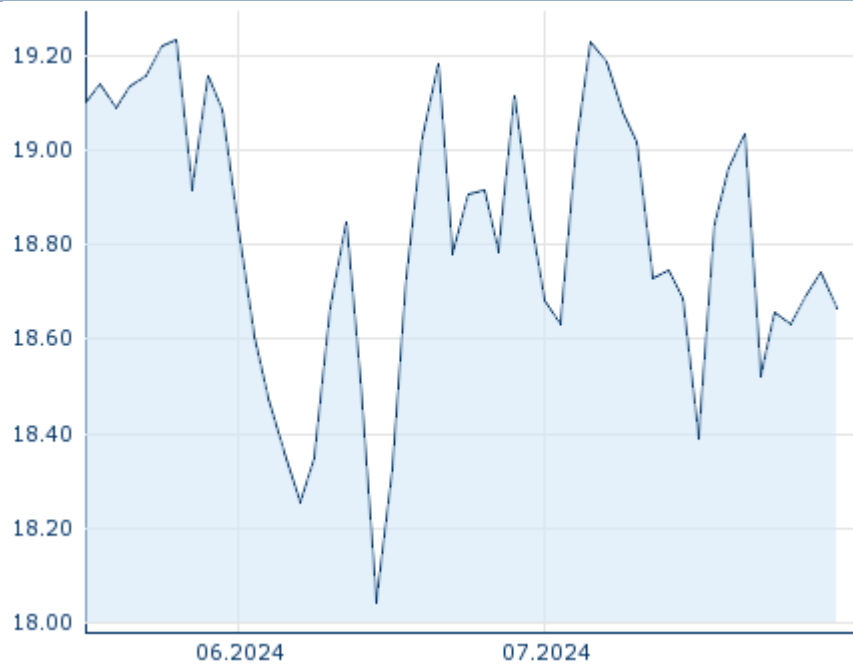
Bid (Bid size)	- EUR (-)
Ask (Ask size)	- EUR (-)
Open	18.6666 EUR
High	18.6666 EUR
Low	18.6666 EUR
Close (prev. day)	18.7407 EUR
Underlying	EVONIK INDUSTRIES AG
Underlying price (date)	18.925 (24/07/26)
Settlement price (date)	18.67 (24/07/26)
Open Interest	0

## Performance and Risk

	6m	1Y	3Y
Perf (%)	-	-	-
Perf (abs.)	-	-	-
Beta	-	-	-
Volatility	-	-	-

## Futures and Options

Related Futures	-
Related Options	-











5Y

Information about previous performance does not guarantee future performance.  
Source: FactSet

## Price data

Ø price 5 days   Ø volume 5 days (pcs.)	18.6783 EUR (0)
Ø price 30 days   Ø volume 30 days (pcs.)	18.8252 EUR (0)
Ø price 100 days   Ø volume 100 days (pcs.)	- EUR (-)
Ø price 250 days   Ø volume 250 days (pcs.)	- EUR (-)
YTD High   date	- EUR (-)
YTD Low   date	- EUR (-)
52 Weeks High   date	- EUR (-)
52 Weeks Low   date	- EUR (-)

## Recent Research

on sector		on market	
Date		Headline	Download
2024/07/24		Global Equity Ratings	
2024/07/12		Global Equity Ratings	
2024/06/21		Global Equity Ratings	
2024/06/14		Global Equity Ratings	
2024/05/29		Global Equity Ratings	