

FACEBOOK INC FUTURE (FBUF) - EUX/202506

2024/10/18 19:07:10

Price
595.7773 USD

Difference  **-0.15% (-0.90)**

General attributes

Symbol	FBUFM25
Exchange	Eurex
Currency	USD
Security type	Future
Underlying	META PLATFORMS INC. CLASS A
Maturity	06-2025
Contract size	100

Market data

Bid (Bid size)	- USD (-)
Ask (Ask size)	- USD (-)
Open	595.7773 USD
High	595.7773 USD
Low	595.7773 USD
Close (prev. day)	596.6795 USD
Underlying	META PLATFORMS INC. CLASS A
Underlying price (date)	576.47 (24/10/18)
Settlement price (date)	595.78 (24/10/18)
Open Interest	0

Performance and Risk

	6m	1Y	3Y
Perf (%)	-	-	-
Perf (abs.)	-	-	-
Beta	-	-	-
Volatility	-	-	-

Futures and Options

Related Futures	-
Related Options	-

5Y












Information about previous performance does not guarantee future performance.
Source: FactSet

Price data

Ø price 5 days Ø volume 5 days (pcs.)	598.9912 USD (0)
Ø price 30 days Ø volume 30 days (pcs.)	577.7896 USD (0)
Ø price 100 days Ø volume 100 days (pcs.)	541.2936 USD (0)
Ø price 250 days Ø volume 250 days (pcs.)	- USD (-)
YTD High date	- USD (-)
YTD Low date	- USD (-)
52 Weeks High date	- USD (-)
52 Weeks Low date	- USD (-)

Recent Research

on underlying	on sector	on market	
Date		Headline	Download
2024/09/27		Global Equity Ratings	
2024/09/11		Global Equity Ratings	
2024/09/05		Global Equity Ratings	
2024/08/12		Global Equity Ratings	
2024/07/24		Global Equity Ratings	