

TÉLÉVISION FSE 1 S.A. (TF1) FUTURE (FSEI) - EUX/202506

2024/09/03 18:38:15

Price
7.5714 EUR
Difference  **-1.35% (-0.10)**

General attributes

| | |
|---------------|-----------------------|
| Symbol | FSEIM25 |
| Exchange | Eurex |
| Currency | EUR |
| Security type | Future |
| Underlying | TÉLÉVISION FSE 1 S.A. |
| Maturity | 06-2025 |
| Contract size | 100 |

Market data

| | |
|-------------------------|-----------------------|
| Bid (Bid size) | - EUR (-) |
| Ask (Ask size) | - EUR (-) |
| Open | 7.5714 EUR |
| High | 7.5714 EUR |
| Low | 7.5714 EUR |
| Close (prev. day) | 7.6748 EUR |
| Underlying | TÉLÉVISION FSE 1 S.A. |
| Underlying price (date) | 7.88 (24/09/03) |
| Settlement price (date) | 7.57 (24/09/03) |
| Open Interest | 0 |

Performance and Risk

| | 6m | 1Y | 3Y |
|-------------|----|----|----|
| Perf (%) | - | - | - |
| Perf (abs.) | - | - | - |
| Beta | - | - | - |
| Volatility | - | - | - |

Futures and Options

| | |
|-----------------|---|
| Related Futures | - |
| Related Options | - |






Information about previous performance does not guarantee future performance.
 Source: FactSet

Price data

| | |
|---|----------------|
| Ø price 5 days Ø volume 5 days (pcs.) | 7.7093 EUR (0) |
| Ø price 30 days Ø volume 30 days (pcs.) | 7.6696 EUR (0) |
| Ø price 100 days Ø volume 100 days (pcs.) | - EUR (-) |
| Ø price 250 days Ø volume 250 days (pcs.) | - EUR (-) |
| YTD High date | - EUR (-) |
| YTD Low date | - EUR (-) |
| 52 Weeks High date | - EUR (-) |
| 52 Weeks Low date | - EUR (-) |

Recent Research

| on sector | | on market | |
|------------|---|-----------------------|---|
| Date | | Headline | Download |
| 2024/08/12 |  | Global Equity Ratings |  |
| 2024/07/24 |  | Global Equity Ratings |  |
| 2024/07/12 |  | Global Equity Ratings |  |
| 2024/06/21 |  | Global Equity Ratings |  |
| 2024/06/14 |  | Global Equity Ratings |  |