

APERAM S.A. FUTURE (7AAF) - EUX/202506

2024/07/16 18:49:45

Price
24.0075 EUR

Difference  -3.75% (-0.94)

General attributes

Symbol	7AAF25
Exchange	Eurex
Currency	EUR
Security type	Future
Underlying	APERAM S.A.
Maturity	06-2025
Contract size	100

Market data

Bid (Bid size)	- EUR (-)
Ask (Ask size)	- EUR (-)
Open	24.0075 EUR
High	24.0075 EUR
Low	24.0075 EUR
Close (prev. day)	24.9425 EUR
Underlying	APERAM S.A.
Underlying price (date)	24.90 (24/07/16)
Settlement price (date)	24.01 (24/07/16)
Open Interest	0

Performance and Risk

	6m	1Y	3Y
Perf (%)	-	-	-
Perf (abs.)	-	-	-
Beta	-	-	-
Volatility	-	-	-

Futures and Options

Related Futures	-
Related Options	-

5Y












Information about previous performance does not guarantee future performance.
Source: FactSet

Price data

Ø price 5 days Ø volume 5 days (pcs.)	24.8646 EUR (0)
Ø price 30 days Ø volume 30 days (pcs.)	24.3740 EUR (0)
Ø price 100 days Ø volume 100 days (pcs.)	- EUR (-)
Ø price 250 days Ø volume 250 days (pcs.)	- EUR (-)
YTD High date	- EUR (-)
YTD Low date	- EUR (-)
52 Weeks High date	- EUR (-)
52 Weeks Low date	- EUR (-)

Recent Research

on sector		on market	
Date		Headline	Download
2024/07/12		Global Equity Ratings	
2024/06/21		Global Equity Ratings	
2024/06/14		Global Equity Ratings	
2024/05/29		Global Equity Ratings	
2024/04/26		Global Equity Ratings	