

# NETFLIX INC. FUTURE (NTFF) - EUX/202506

2024/07/16 18:50:44

**Price**  
**685.5924** USD  
 Difference  **-1.35% (-9.38)**

**General attributes**

Symbol	NTFFM25
Exchange	Eurex
Currency	USD
Security type	Future
Underlying	NETFLIX INC
Maturity	06-2025
Contract size	100

**Market data**

Bid (Bid size)	- USD (-)
Ask (Ask size)	- USD (-)
Open	685.5924 USD
High	685.5924 USD
Low	685.5924 USD
Close (prev. day)	694.9678 USD
Underlying	NETFLIX INC
Underlying price (date)	656.32 (24/07/16)
Settlement price (date)	685.59 (24/07/16)
Open Interest	0

**Performance and Risk**

	6m	1Y	3Y
Perf (%)	-	-	-
Perf (abs.)	-	-	-
Beta	-	-	-
Volatility	-	-	-

**Futures and Options**

Related Futures	-
Related Options	-

5Y






Information about previous performance does not guarantee future performance.  
 Source: FactSet

**Price data**

Ø price 5 days   Ø volume 5 days (pcs.)	693.2239 USD (0)
Ø price 30 days   Ø volume 30 days (pcs.)	704.4719 USD (0)
Ø price 100 days   Ø volume 100 days (pcs.)	- USD (-)
Ø price 250 days   Ø volume 250 days (pcs.)	- USD (-)
YTD High   date	- USD (-)
YTD Low   date	- USD (-)
52 Weeks High   date	- USD (-)
52 Weeks Low   date	- USD (-)

**Recent Research**

on underlying		on sector		on market	
Date		Headline		Download	
2024/07/12		Global Equity Ratings			
2024/06/21		Global Equity Ratings			
2024/06/14		Global Equity Ratings			
2024/05/29		Global Equity Ratings			
2024/04/26		Global Equity Ratings		