

EXPEDIA GROUP INC. FUTURE (EXDF) - EUX/202506

2024/07/10 18:34:08

Price
134.5976 USD

Difference  -0.17% (-0.22)

General attributes

Symbol	EXDFM25
Exchange	Eurex
Currency	USD
Security type	Future
Underlying	EXPEDIA GROUP INC
Maturity	06-2025
Contract size	100

Market data

Bid (Bid size)	- USD (-)
Ask (Ask size)	- USD (-)
Open	134.5976 USD
High	134.5976 USD
Low	134.5976 USD
Close (prev. day)	134.8214 USD
Underlying	EXPEDIA GROUP INC
Underlying price (date)	128.23 (24/07/11)
Settlement price (date)	134.60 (24/07/10)
Open Interest	0

Performance and Risk

	6m	1Y	3Y
Perf (%)	-	-	-
Perf (abs.)	-	-	-
Beta	-	-	-
Volatility	-	-	-

Futures and Options

Related Futures	-
Related Options	-






Information about previous performance does not guarantee future performance.
Source: FactSet

Price data

Ø price 5 days Ø volume 5 days (pcs.)	131.7929 USD (0)
Ø price 30 days Ø volume 30 days (pcs.)	129.1279 USD (0)
Ø price 100 days Ø volume 100 days (pcs.)	- USD (-)
Ø price 250 days Ø volume 250 days (pcs.)	- USD (-)
YTD High date	- USD (-)
YTD Low date	- USD (-)
52 Weeks High date	- USD (-)
52 Weeks Low date	- USD (-)

Recent Research

on sector		on market	
Date		Headline	Download
2024/06/21		Global Equity Ratings	
2024/06/14		Global Equity Ratings	
2024/05/29		Global Equity Ratings	
2024/04/26		Global Equity Ratings	
2024/04/03		Global Equity Ratings	