

BEIERSDORF AG FUTURE (BEIG) - EUX/202506

2024/09/02 18:39:44

Price
132.9357 EUR

Difference  **-0.56% (-0.75)**

General attributes

Symbol	BEIGM25
Exchange	Eurex
Currency	EUR
Security type	Future
Underlying	BEIERSDORF AG
Maturity	06-2025
Contract size	100

Market data

Bid (Bid size)	- EUR (-)
Ask (Ask size)	- EUR (-)
Open	132.9357 EUR
High	132.9357 EUR
Low	132.9357 EUR
Close (prev. day)	133.6863 EUR
Underlying	BEIERSDORF AG
Underlying price (date)	130.45 (24/09/03)
Settlement price (date)	132.94 (24/09/02)
Open Interest	0

Performance and Risk

	6m	1Y	3Y
Perf (%)	-	-	-
Perf (abs.)	-	-	-
Beta	-	-	-
Volatility	-	-	-

Futures and Options

Related Futures	-
Related Options	-










Information about previous performance does not guarantee future performance.
Source: FactSet

Price data

Ø price 5 days Ø volume 5 days (pcs.)	133.0160 EUR (0)
Ø price 30 days Ø volume 30 days (pcs.)	132.7733 EUR (0)
Ø price 100 days Ø volume 100 days (pcs.)	- EUR (-)
Ø price 250 days Ø volume 250 days (pcs.)	- EUR (-)
YTD High date	- EUR (-)
YTD Low date	- EUR (-)
52 Weeks High date	- EUR (-)
52 Weeks Low date	- EUR (-)

Recent Research

on underlying	on sector	on market	
Date		Headline	Download
2024/08/12		Global Equity Ratings	
2024/07/24		Global Equity Ratings	
2024/07/12		Global Equity Ratings	
2024/06/21		Global Equity Ratings	
2024/06/14		Global Equity Ratings	