

BEIERSDORF AG FUTURE (BEIG) - EUX/202506

2024/08/16 19:01:11

Price
127.1785 EURDifference  -0.33% (-0.42)

General attributes

Symbol	BEIGM25
Exchange	Eurex
Currency	EUR
Security type	Future
Underlying	BEIERSDORF AG
Maturity	06-2025
Contract size	100

Market data

Bid (Bid size)	- EUR (-)
Ask (Ask size)	- EUR (-)
Open	127.1785 EUR
High	127.1785 EUR
Low	127.1785 EUR
Close (prev. day)	127.6002 EUR
Underlying	BEIERSDORF AG
Underlying price (date)	124.25 (24/08/16)
Settlement price (date)	127.18 (24/08/16)
Open Interest	0

Performance and Risk

	6m	1Y	3Y
Perf (%)	-	-	-
Perf (abs.)	-	-	-
Beta	-	-	-
Volatility	-	-	-

Futures and Options

Related Futures	-
Related Options	-











5Y

Information about previous performance does not guarantee future performance.
Source: FactSet

Price data

Ø price 5 days Ø volume 5 days (pcs.)	127.5517 EUR (0)
Ø price 30 days Ø volume 30 days (pcs.)	137.1568 EUR (0)
Ø price 100 days Ø volume 100 days (pcs.)	- EUR (-)
Ø price 250 days Ø volume 250 days (pcs.)	- EUR (-)
YTD High date	- EUR (-)
YTD Low date	- EUR (-)
52 Weeks High date	- EUR (-)
52 Weeks Low date	- EUR (-)

Recent Research

on underlying	on sector	on market	
Date		Headline	Download
2024/08/12		Global Equity Ratings	
2024/07/24		Global Equity Ratings	
2024/07/12		Global Equity Ratings	
2024/06/21		Global Equity Ratings	
2024/06/14		Global Equity Ratings	