


PFIZER INC. FUTURE (PFEF) - EUX/202506

2024/08/15 18:48:26

Price
28.7316 USD

Difference  **-0.71% (-0.21)**

General attributes

Symbol PFEFM25
 Exchange Eurex
 Currency USD
 Security type Future
 Underlying PFIZER INC
 Maturity 06-2025
 Contract size 100

Market data

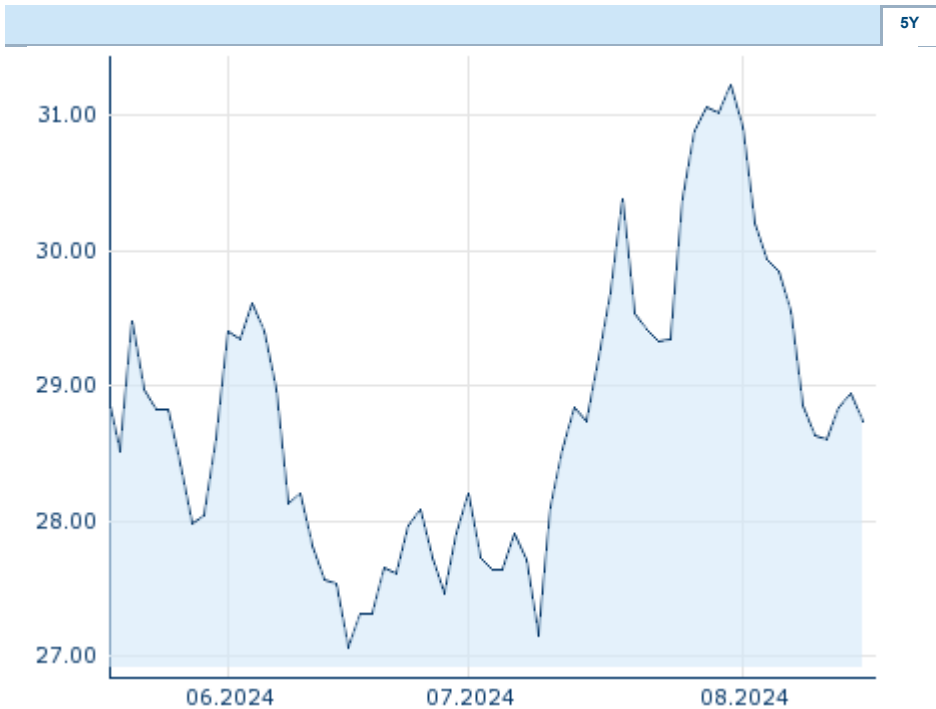
Bid (Bid size) - USD (-)
 Ask (Ask size) - USD (-)
 Open 28.7316 USD
 High 28.7316 USD
 Low 28.7316 USD
 Close (prev. day) 28.9382 USD
 Underlying PFIZER INC
 Underlying price (date) 27.9201 (24/08/16)
 Settlement price (date) 28.73 (24/08/15)
 Open Interest 0

Performance and Risk

	6m	1Y	3Y
Perf (%)	-	-	-
Perf (abs.)	-	-	-
Beta	-	-	-
Volatility	-	-	-

Futures and Options

Related Futures -
 Related Options -




Information about previous performance does not guarantee future performance.
 Source: FactSet

Price data

Ø price 5 days Ø volume 5 days (pcs.)	28.7479 USD (0)
Ø price 30 days Ø volume 30 days (pcs.)	29.3835 USD (0)
Ø price 100 days Ø volume 100 days (pcs.)	- USD (-)
Ø price 250 days Ø volume 250 days (pcs.)	- USD (-)
YTD High date	- USD (-)
YTD Low date	- USD (-)
52 Weeks High date	- USD (-)
52 Weeks Low date	- USD (-)

Recent Research

on underlying	on sector	on market	
Date		Headline	Download
2024/08/12		Global Equity Ratings	
2024/07/24		Global Equity Ratings	
2024/07/12		Global Equity Ratings	
2024/06/21		Global Equity Ratings	
2024/06/14		Global Equity Ratings	