

NESTLÉ S.A. FUTURE (NESG) - EUX/202506

2024/08/15 18:48:22

Price
87.7364 CHF

Difference  0.01% (0.01)

General attributes

Symbol	NESGM25
Exchange	Eurex
Currency	CHF
Security type	Future
Underlying	NESTLÉ SA
Maturity	06-2025
Contract size	100

Market data

Bid (Bid size)	- CHF (-)
Ask (Ask size)	- CHF (-)
Open	87.7364 CHF
High	87.7364 CHF
Low	87.7364 CHF
Close (prev. day)	87.7304 CHF
Underlying	NESTLÉ SA
Underlying price (date)	89.46 (24/08/16)
Settlement price (date)	87.74 (24/08/15)
Open Interest	0

Performance and Risk

	6m	1Y	3Y
Perf (%)	-	-	-
Perf (abs.)	-	-	-
Beta	-	-	-
Volatility	-	-	-

Futures and Options

Related Futures	-
Related Options	-











5Y

Information about previous performance does not guarantee future performance.
Source: FactSet

Price data

Ø price 5 days Ø volume 5 days (pcs.)	87.4247 CHF (0)
Ø price 30 days Ø volume 30 days (pcs.)	89.5455 CHF (0)
Ø price 100 days Ø volume 100 days (pcs.)	- CHF (-)
Ø price 250 days Ø volume 250 days (pcs.)	- CHF (-)
YTD High date	- CHF (-)
YTD Low date	- CHF (-)
52 Weeks High date	- CHF (-)
52 Weeks Low date	- CHF (-)

Recent Research

on underlying	on sector	on market	
Date		Headline	Download
2024/08/12		Global Equity Ratings	
2024/07/24		Global Equity Ratings	
2024/07/12		Global Equity Ratings	
2024/06/21		Global Equity Ratings	
2024/06/14		Global Equity Ratings	